



St Mary's C of E (Aided) Primary School



NEWSLETTER

“A Christ-centred school with a child-centred curriculum through wisdom and love”

Telephone: 01798 872007

WB 16th November 2020

Teaching and learning is going well in school now and we are proud of the children and the enthusiasm and effort that they are putting in to their learning. Please take the time to talk to the children about what they like in class and what learning is a challenge for them. We are also keen to know!

Children - There have been reports of a silver car approaching children in Pulborough. Please be aware of this and act accordingly. If you have, any concerns then ring 101 for the non-emergency line and 999 if you feel it is urgent.

Vine leaves - **Nicolo (SL)** has been awarded a vine leaf for helpfulness and kindness, wow, you have been such a team player, ensuring the learning environment is tidy and you are always there to help others with their learning, you are such a star!

Thank you **Chloe P (SL)** for really caring about your learning and for trying so hard, you have really been thinking about one of our core values - perseverance, well done you!

Harriet (USA) for perseverance in her new learning. **Ethan M (USA)** for perseverance in all his learning, really pushing himself. **Darcy W (SA)** and **Jake E (SA)** for perseverance with their learning on long division - they have stuck at it even though they found it tricky to begin with. **Ted E (UK)** and **Freddie B (UK)** for resilience as both boys loaded the Forest School trolley without any help. **Daniel H (Jap)** and **Guy B (Jap)** for perseverance in maths with long division. **Martina (Mex)** for kindness as most morning she will stop and help others by talking and encouraging them. You are so kind hearted with other children.

Christmas cards – We are already getting many questions about Christmas. I am sorry to say that the children will not be able to bring in Christmas cards from home due to the COVID restrictions.

Staffing – We are sorry to be saying goodbye to Ms Frances who will be leaving us at Christmas. Ms Frances will be moving on to other things and we wish her all the very best. Miss Heasman will be starting with New Zealand class in January and she will run a Zoom meeting in December so that the children can meet her before the holidays.

Productions at Christmas – Thailand, France and India are going to be zooming a small class assembly (it will not be a huge production). This will be shared with parents via Zoom. It will not be our normal big production but it will allow the children to perform, develop their confidence and celebrate the meaning of Christmas. **India's will be Tuesday 15th December at 9.30am, France will be Wednesday 16th December at 9.30am and Thailand will be Wednesday 16th December at 1.30pm.**

UK and Austria will be looking at The Nativity and performing to parents. UK will be performing on **Tuesday 15th December at 11am. Austria will be performing at 11am on Thursday 17th December at 11am.** Please make a note in your diaries. An invite will come out closer to the time for all of these.

Birthday sweets – Many parents have asked about sweets for birthday celebrations. We are sorry but they cannot come into school but you can hand them to parents at pick up for the children to enjoy outside of school.

Star on the top of St Mary's Church – Every year the highlight of the Christingle Service is the lighting of the star on St Mary's church. The church are not having a Christingle service but are still lighting the star. The church are going to be holding a raffle to find a winner who can turn on the star. The star will be lit on the first Sunday in December. From Monday 23rd November, Mrs Lees will be on the playground at pick up with a donation pot (£1 per ticket donation for funds for St Mary's church) and a list of numbers. If you would like to enter the competition then please see her for more details.

Gifts for teachers – We cannot accept any gifts into the office. Please can we ask that anything you send is sent via email please. Many thanks for your cooperation with this. The teachers get a lot of satisfaction from seeing your young person grow and learn so a card is more than enough.

Odd sock day pictures – Thank you to all those who wore their odd socks to school to raise awareness of how special we are and our individuality. We have raised **£174.27** and the children had a lot of fun.



Children In Need – Thank you to everyone who made the effort last Friday. We think it is so important that the children have some fun and laughter during these challenging times and we were able to raise **£324.21** to give to Children in Need to help others. This shows great generosity from the children so thank you.



PTA Christmas pop-up shop – Just a reminder that the PTA will be selling cones of sweets on Friday. They cost **£1.00**. Please come with the right money, as change cannot be given due to COVID restrictions. All money raised by the PTA will be reinvested into the children's learning. If you would like further information then please look at the Friends of St Mary's Facebook page.

Phonics screening for Y2 – Next week we are screening the Year 2 children in line with Government statutory assessments. It will be done as part of the normal lessons in the day and they probably will not even know they have done it. You will receive a report over the next few weeks to let you know how they have done. If you have any questions then please talk to your child's teacher.

Road safety – Safety of children – It is Road Safety Week this week and the community wardens have been at the school gates. Thank you to Carol and Vanessa who work so hard to keep all the children safe.



Community – We are very lucky in Pulborough to have a great sense of community. We know that a second lockdown has had a detrimental effect on people with furlough, redundancy and other issues. If you are struggling as a family, then please know that the door is always open. We may be able to support in a variety of ways so please email me head@stmarysprimarypulborough.co.uk

Chartwells Supper Yummy Kitchen – Online cookery recipes to share with your children



Online Links:

- YouTube channel: <https://www.youtube.com/channel/UCyu3g1IGSmMJAqGQGOJr7M>
- Twitter: @TheSYKitchen → <https://twitter.com/TheSYKitchen>
- Instagram: @thesuperyummykitchen → <https://www.instagram.com/thesuperyummykitchen/>
- Facebook: The Super Yummy Kitchen → <https://www.facebook.com/thesuperyummykitchen>

Chartwells are also running a Christmas competition for details, **please see poster attached.**

Window to the classroom







Welcome to the Chartwells West Sussex Christmas Activity Competition 2020!

What to do:

Step 1: Make your Christmas tree decoration using the instructions.

Step 2: Name all of Santa's reindeer!

Step 3: Complete the Christmas wordsearch.

How to enter:

Email your Christmas tree decoration pictures to

u73041@compass-group.co.uk

so they can be sent to the North pole office for sorting!

Include your name, age and school so the elves know who you are.

Please do this by the last day of term.

Winners:

By the end of January,

Winners will be announced on the mealselector website under 'promotions', and the elves will contact your school to deliver your **PRIZE**. There will be 2 winners per category:

1. Most original
2. Most colourful
3. Most festive
4. Mrs Claus' choice



Let's make a Christmas tree decoration!

Instructions

1. Take your pine garland/branch and cut it (carefully!) into 2cm, 3cm and 4cm strips.
2. Position the pine garland/branch pieces on top of your cinnamon stick with the cinnamon stick laying vertically and the pine garland pieces laying horizontally with the smallest piece at the top.
3. Once positioned, take a little glue and place it down the cinnamon stick and then press on the pine garland pieces.
4. Once glued down, now it's time to decorate! You can use glitter, glue on buttons or pieces of felt to act as buttons.
5. Now you've decorated, cut a short length of string which will act as your hook. Create a loop and then glue this to the back of your Christmas tree decoration.
6. Now hang it on your Christmas tree!

Tools

- 1 x Cinnamon Stick
- 1 x 10cm length of pine garland/branch
- Scissors
- String
- Glitter/ buttons/felt to decorate
- Glue

Today's curriculum links:
Art

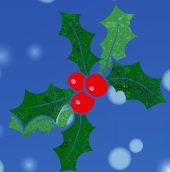


Please ask an adult to help with cutting



Can you name all of Santa's reindeers?





Christmas Wordsearch

Today's curriculum links:
Literacy

q w z v d o n n e r d v
x m c o m e t y c p k h
h a c b l i t z e n g a
q l d a n c e r n e h r
z s c a r r o t s e e u
c h f j c h i m n e y d
p r e s e n t s d c j o
w j d v i x e n l u t l
s l e i g h i z e p o p
j d a s h e r k e i y h
m i l k r b w y v d s z
o r q e y p r a n c e r

Can you find the below words?



Reindeer	Comet	Dasher	Carrots
Rudolph	Dancer	Cupid	Milk
Prancer	Donner	Sleigh	Toys
Vixen	Blitzen	Chimney	Presents

