

Thursday 26<sup>th</sup> March



Good morning everyone. It has been great to see the books that some people are reading on MyOn. I hope you enjoyed bug hunting and thank you for the amazing pictures and captions.



It has been great looking through the pictures and comments sent in so far. We are adding these into their 2Simple Profiles each day so please keep them coming.

Reading: Read a variety of books at home. Favourites can be repeated. Hearing the patterns of language in a story will support your child's language development.

Today can you read these books from MyOn. You will find them in the section called 'About Me'.




### Topic

For the next couple of days we aim to provide opportunities for your child to gain a better understanding of their own family. Learning may focus on the different makeup of families, what traditions your family has, stories linked to your family etc.

- Look at a selection of family photographs and discuss the changes over time.
  - Show your child a photograph of them as a baby, a 1 year old, a 2 year old. What could they do at that age? What can they do now that they couldn't do then?
  - Look at a picture of a family member as a baby (this could be parents, siblings). Discuss how everyone was a baby once.
  - Are there any black and white photographs? Why are these photographs black and white? Do they show older family members when they were younger? Talk about how life was different then.
- Draw a family tree- how does your family link together? Can your child draw out their family members and link them together using lines?


On the next page, I have added a family tree for you to complete.



my family tree

A year of FHE

Writing – Everyone has a ‘talk story’ for ‘Look Out for the Big Bad Fish’ in their reading bags. Please read it together and change one of the jumping animals for an animal of your child’s choice.



**Phonics-** Today we would like you to use a programme that we have used in the Classroom and enjoyed:  
[www.PhonicsPlay.co.uk](http://www.PhonicsPlay.co.uk)

User name: March 20

Password: home

Today please log into ‘PhonicsPlay’ and find tricky word trucks – this is another game the children will recognize from school.

Tricky words -


He, she, we, me, be, was, you, they, all, are, my, her.

At school we teach ‘tricky words’ by encouraging the pupil to sound out the parts of the word they know and supplying them the parts they do not.



All the Jolly Phonics songs can be accessed via this link  
<https://vimeo.com/106231366>

Revisit the long oo sound introduced last week (as in; moon, spoon, room).



Today we are sending home a short book focusing on the long oo sound for you to work through with your child, there are a few short oo words in this one too! You could then chop up a piece of paper and pop the long oo words onto cards to make it into a game. (Tomorrow we will mix them up and see if the children can work out which sounds right to read the word!)

All the Jolly Phonics songs can be accessed via this link:  
<https://vimeo.com/106231366>

**Reading books; Please keep reading!!! – these will start coming home on Friday, the files are big and we will have to email them to you as stated in the letter that was posted on the website today. Please make sure you contact us via our Class email addresses, to say you agree to the conditions of receiving these, and then we can start sending them to you.**

## Maths

### Treasure Hunt activity –

Set up a treasure hunt in your outdoor space by providing a series of pictorial clues.

As the children go to each place in the pictures, they can hunt for the next clue.

Prompt them to use positional language to explain where they need to go.

Hide some 'treasure' in the last place – this could be a special snack, a new story to read or resource for the classroom.



The children might like to continue this by designing their own treasure hunts and hiding pictorial clues for their friends to follow.

Adapting this activity for at home- this activity could take place around the house, in the garden or even between the two if the weather stays like this. Draw out simple clues and hide them. As suggested you can be creative over what the treasure actually is. You could then go on to help your child create their own for another family member to complete.

Please send us pictures of your child completing this activity, remember to include what they said (try and record this as accurately to their speech as you can). Remember, a good way to strengthen and extend their understanding and use of language is to model back to them as if clarifying what they are saying – for example they may say "it's in there", you could extend this by responding "Yes the next clue is inside the tyre."

**Next week** we will be thinking about shapes, 2D and 3D, so please start collecting empty containers during this week so you are ready.