











All Around the World: In the Tropics

Aim: To identify the position and significance of the Tropics of Cancer and Capricorn by comparing the climate of the tropics with that of the UK. I can compare the climate of the tropics with the UK climate.	Success Criteria: I can identify the location of the Tropics of Cancer and Capricorn. I can identify differences between the UK and the tropics. I can identify similarities between the UK and the tropics. I can describe the climate in the tropics.	Resources: Lesson Pack Globe Atlases or world maps showing lines of longitude and latitude Internet access or newspapers with world weather forecasts Topic books about tropical rainforests, tropical coniferous forests, tropical dry forests and tropical grasslands
	Key/New Words: Tropic of Cancer, Tropic of Capricorn, the tropics, tropical, climate.	Preparation: Tropical Weather Report Activity Sheet - as required Tropical Weather Areas Activity Cards printed and cut into individual cards.

Prior Learning: It will be helpful if children have previously learnt about latitude and longitude in order to be able to identify the locations of the Tropics of Cancer and Capricorn.

Learning Sequence

	Where Are the Tropics? Ask the children to locate the Equator on a world map or globe. Can you identify the lines above and below the equator? Identify the Tropic of Cancer and the Tropic of Capricorn. Explain that these lines are like the Equator; they do not exist in the physical world but are drawn on maps to help identify areas and climatic zones. Explain that the area between the lines is known as 'the tropics'.	
	What Is It like in the Tropics? Explain that between the Tropics of Cancer and Capricorn, the weather is hot all year round. Rainfall can be very varied in tropical locations; some areas have very little rain, some have a rainy season and some have fairly consistent rainfall throughout the year. Share the information on the Lesson Presentation about different habitats found in the tropics. These are all habitats that can be found in the tropics.	
	Comparing the UK and the Tropics: Ask the children to describe the similarities and differences between the weather in the UK and the tropics. Note that the climates are very different.	
	What's the Weather Like? Children work in mixed ability pairs to select an area of the tropics using Tropical Weather Areas Activity Cards . They research the climate of that area of the tropics, and use the Tropical Weather Report Activity Sheet to record their findings. Children use this information to prepare a weather forecast to present to the class.	
	And Now, the Weather... Use the world map in the presentation for a backdrop. In pairs, children present their weather forecast to the rest of the class. What similarities and differences did you notice between the locations?	

Taskit

- Readit:** Read the book 'Where the Forest Meets The Sea' by Jeannie Baker to find out more about life in the rainforest.
- Drawit:** Create a tropical jungle picture – use a black pen to draw overlapping trunks and branches and jungle animals hiding amongst them. Add detailed patterns and vivid colours to the foreground to help camouflage the animals.
- Visitit:** Ask children to plan a visit to a tropical location. What could they do and see there? What preparations would they make (for example, packing, arranging vaccinations and visas)? How would they travel to the tropics and then between locations?