

Year 3 Summer Term 2 Lesson 7

Wb: 13.7.20

NEW ZEALAND - NUEVA ZELANDA IRELAND - IRLANDA

Well done for all the Spanish you have done during the Summer Term and all year, **Year 3!**

I have included here some activities, games and internet links for you to do this week and during the holidays, to help remind you of all the Spanish that you have been learning, and to practise your language skills in the next few weeks ready for next term. I am looking forward to seeing you, and for us all to learn together again!

If you haven't had time to complete the Summer Quiz, then please do so over the next week or so, with the help of the video link to the YouTube channel, which I have included below again.

Year 3 Summer Quiz Assessment Video

<https://youtu.be/KprYeMw3LmQ>

<https://youtu.be/1Zj42FWLVKI>

If you didn't download the Quiz, you can use the video and write the answers down on plain paper as I go through the questions.

If you would like to use the Quiz Answer sheet, please email me at bvanieris@stmarysprimarypulborough.co.uk and I will send it direct.

LINKS FOR GAMES WEBSITES ETC.

<https://www.bashoandfriends.com/>

Great in particular for Years 3 and 4. We have used these resources in class.

Also many videos on YouTube by Basho and friends on all subjects we've covered.

<https://www.youtube.com/watch?v=8NLThVPQUrk>

(Numbers video children are familiar with, particularly in Years 3 and 4.)

<https://www.spanish-games.net/>

Games for all subjects we have covered. All year groups.

Choose beginners or intermediate. Then the topic. Enjoy!!

<https://www.duolingo.com/enroll/es/en/Learn-Spanish>

This website will allow you to do a few minutes every day with a small activity. Log in and set up an account for free. (All levels. All year groups.)

Felices vacaciones de verano! Happy Summer holiday!

Senora Vanieris

Activities

- Pg 4 below: Write the numbers in the boxes. They are in order, 0-10.
- Practise the question? (What is your telephone number?) in Spanish (pronounced: kwal - ez - two - noomeroh day telefonoh?)
- Answer: Mi numero es ... (pronounced mee noomeroh ez ...)
- A good opportunity to learn your mobile or home telephone number, and then practise saying it with the Spanish numbers.
- Pg 5 below: Four phrases to write into the speech bubbles, depending on the time of day. Look at the pictures for clues of which one to use.

Buenos dias - *Good morning*

Buenas tardes - *Good afternoon*

Buenas noches - *Good night*

- Pg 6 below: Colour the parrot according to the colours in Spanish and then find the words in the Spanish colour wordsearch.

marron - brown	amarillo - yellow	naranja - orange	celeste - light blue
negro - black	rosado - pink	gris - grey	azul - blue
verde - green	morado - purple	rojo - red	blanco - white



Los números



Escribe el número.



Corta las fichas.

0

cero

uno

dos

tres

cuatro

cinco


seis

siete

ocho

nueve

diez



Practica el diálogo.



Marta

¿Cuál es tu número de teléfono?

Mi número es



Carlos

Translation: **Numbers.** Write the number. Cut out the cards. • Practise the dialogue.

Teachers' note: Enlarge the page to A3 and copy it onto card. This sheet offers a variety of opportunities for using the numbers 0-10 (see **Notes on the activities**, page 10). The children could work in pairs to quiz each other, covering either the digit(s) or the word. For the extension activity the children should work in pairs, taking turns to invent phone numbers and saying the numbers one digit at a time.

Developing Spanish
Libro Uno
© A & C BLACK



¡Buenos días!



Mira la lista.



Completa las frases.

Lista

Buenos días Buenas noches
Buenas noches Buenas tardes

_____,
Carlos. ¿Cómo estás?

Bien, gracias.

_____, profesora.
¿Cómo está?

Muy bien, gracias.

_____,
Señor González. ¿Cómo está?

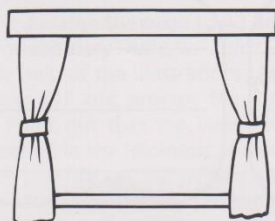
Bien, gracias.

_____, papá.

Buenas noches, Marta.



Dibuja.



¡Buenos días!

¡Buenos días!

Translation: **Good morning!** Look at the list. Complete the sentences. • Draw.

Teachers' note: In this activity the children practise different forms of greeting according to the time of day. Point out that *Buenas noches* can mean both 'Good evening' and 'Good night' depending on the circumstances. In the extension activity the children should complete the picture by showing what time of day it is through the window and add the two speakers under the speech bubbles.

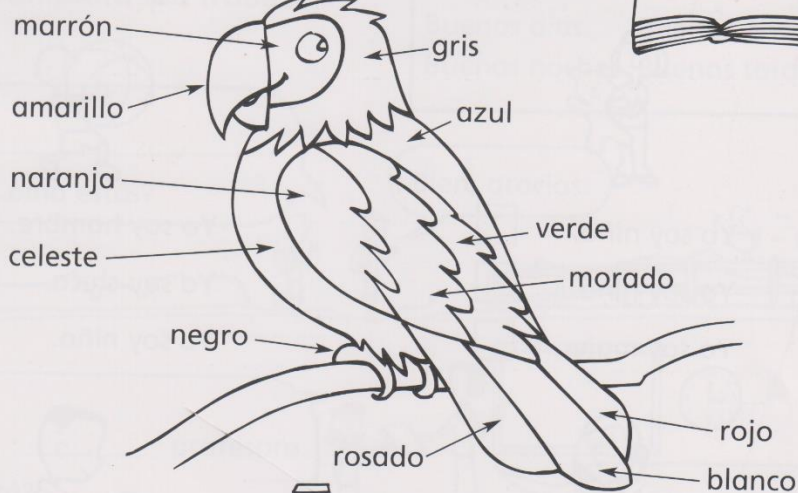
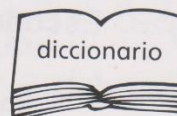
Developing Spanish
Libro Uno
© A & C BLACK



Los colores



Colorea el papagayo.

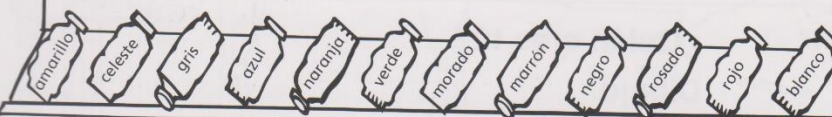


Y ahora



Busca los colores en la sopa de letras.

C	B	O	R	M	O	R	A	D	O
E	M	R	O	J	O	V	V	N	B
L	M	G	S	S	K	Ñ	E	E	L
E	A	R	A	Z	U	L	R	G	A
S	R	I	D	C	Y	Z	D	R	N
T	R	S	O	J	Q	L	E	O	C
E	Ó	A	M	A	R	I	L	L	O
B	N	A	R	A	N	J	A	E	P



Translation: Colours. Colour the parrot. • Find the colours in the wordsearch.
 Teachers' note: On this sheet the children learn the Spanish names for colours, recognise their written form and match the name to the colour in a practical colouring activity. They should use a dictionary to find any colours they do not know. It may be helpful to enlarge the page for those children who tackle the extension activity.

Developing Spanish
 Libro Uno
 © A & C BLACK