






Topic	YEAR 3 HOMEWORK - AUTUMN TERM 2019 - THE STONE AGE					I AM GOING TO CHOOSE...
Literacy and Communication (YOU MUST DO AT LEAST TWO OF THESE EACH TERM)	Stories with familiar settings Write a book review of a story that has links to the Stone Age. This could be a book that we have read in class such as <i>Stig of the Dump</i> or <i>How to Wash a Woolly Mammoth</i> , or one that you have read at independently.	Recounts/newspaper reports Imagine that a local farmer has recently discovered the tusks of wholly mammoth whilst ploughing his field. Write a newspaper report about this discovery.	Information texts Find out some information on the Lascaux Cave paintings in France and write/type this in your own words. 	Poetry Write a poem about life during The Stone Age. This can either be: A performance/rap style poem. A narrative poem telling the story about a journey. An acrostic poem. e.g. STONE AGE This could be a list of words beginning with each letter, a sentence for each line or even a rhyme.	Plays and dialogues Write a play/dialogue script for a Stone Age hunt for food. Think about animals and weapons that hunters may have used. Remember to set your work out clearly and include character names. You could even perform a section of your play script in class with a small group!	1. 2. 3. 4.
Maths and Problem Solving (YOU MUST DO AT LEAST ONE OF THESE EACH TERM) You will also be given homework to complete online using mymaths.co.uk	Pick four different digits and write them down eg. 5,2,7,4. Create a list of 3 digit numbers going from highest to lowest using only those 4 digits. Can you make all the possible 3 digit numbers from your digits? If you would like an extra challenge, write down the numbers in words.	Start with a 10p coin. Practise subtracting each coin of a lower value until you reach your answer eg. 10p - 5p - 2p - 1p = 50p - 20p - 10p - 5p - 2p - 1p = Go up to a £5 note if you can. Remember to show how you worked the answer out.	Stone age people did not understand numbers as we do. Archeologists have found these markings in cave that they think might be stone age counting. Can you come up with your own method of counting? You might want to choose symbols to mean certain amounts. Will you count in sets of 10 or will your counting system work in another way?			1. 2. 3. 4.
Science and the outside environment (YOU MUST DO AT LEAST ONE OF THESE EACH TERM)	Make a collage out of rocks. You could arrange the rocks on the ground to make a picture and photograph to bring into school.	Find out about how fossils are formed. Share the information you have collected in a format of your choice. Do you have any fossils to share with the class?	Create a survey to find out..... How many different types of rock you can find in your local area. You could record your results in a tally chart and display in a graph.	Create a quiz about different types of rocks for the other children to try. 	Go to a local beach. Can you find any fossils on the beach? Take some pictures of them or bring them in. What can you spot in the fossil? How do you think it might have been formed?	1. 2.
Humanities and Citizenship (YOU MUST DO AT LEAST ONE OF THESE EACH TERM)	Research a town/city in the UK. Find out about its physical and human features; where it is located; if any products are/were made there and any interesting facts about the town/city.	Create a story board showing the Christian creation story. You could design your own story board template, choosing 4, 6 or 8 boxes. An easy way of making one of these is to fold your piece of paper!	Learn the lyrics to Twinkle Twinkle Little Star in Spanish. Be prepared to sing it when you have learnt it! 	Imagine that you have been whisked back in time to Pre-historic Britain. You have been allowed to take one person or one object from 2014. What or who would you take and how would you explain your choice? Imagine you are explaining your choice to Stig.	During the Stone Age, people lived in caves. If you had to live in a cave what would you like it to look like and what would be in it? Be as creative and imaginative as you like! Maybe you could build your own 3D cave to bring in!	1. 2.