







Topic	Year 5/6 Homework Grid - Autumn 2022 (Second half) - Frozen Kingdom				I AM GOING TO CHOOSE...
<b>English and Communication</b>  (YOU MUST DO AT LEAST <u>ONE</u> OF THESE EACH HALF-TERM)	Imagine that Earth has entered another Ice Age. Write a diary-style piece describing the changes and how the human race has adapted to cope.  	Create a poster or brochure for a new travel company which arranges visits to the Arctic or Antarctic. Use powerful images and text to tempt customers who want an extra-special trip!	Make an 'Arctic Survival' instruction guide. Include pictures and diagrams of all the clothing and equipment that you would need to survive the extreme temperatures and stay alive.  	Create your own Arctic and Antarctic word search puzzles using all the vocabulary you have learned during our topic. Challenge a grown-up to solve it!	1.
					2.
					3.
<b>Maths and Problem-Solving</b>  (YOU MUST DO AT LEAST <u>ONE</u> OF THESE EACH HALF-TERM)	Compare and gather data on the different poles. Present data on the different temperatures, size and the day's hours in light or darkness.  	Korilsk is a city within the Arctic Circle in Siberia, Russia. Find out the temperatures in Korilsk and Blyth (you could use Google) over a series of 3-5 days and create a bar chart to compare them.	<b>MyMaths</b> Complete any two MyMaths activities to complete a homework.		1.
					2.
					3.
<b>Science and the outside environment</b>	Design a pair of snow boots for an Arctic explorer. What materials would you use? What features could they have?  	Imagine a common domestic animal became an inhabitant of the Arctic or Antarctic. How would it have to adapt to survive there? Longer, thicker hair? What else? Rename your common animal with a more exciting 'polar' name!	Make 'iced jewels'. Mix powder paints and dyes into water, in an array of colours. Pour into an ice cube tray before freezing overnight. Pop the cubes out and explore your iced jewels. What happens if you sprinkle salt on the cubes?	Find out what natural resources and raw materials are taken from the Arctic. What impact does this have on the environment?	1.
					2.
<b>Humanities and Art</b>	Use a range of snowy images to create a polar collage. Remember to use lots of interesting textures, shapes, colours and patterns.  	Make a model of your favourite Arctic animal using clay, dough or recycled materials.  	Which countries are in the Arctic Circle? Find out about settlements there and describe what it would be like to live there. What job might your parents have? What would you eat?	Research and create a timeline to show the history and development of polar exploration. Use the web and other resources to find information and images.	1.
					2.