



St Mary's C of E (Aided) Primary School



NEWSLETTER

“A Christ-centred school with a child-centred curriculum through wisdom and love”

Telephone: 01798 872007

WB 18 January 2021

It is really important that we all focus on **HOPE** at the moment and the positive things that we do have. We are working on plans to develop the school for the children to return and are looking at a track around the field for the daily mile and a new trim trail as the other one is getting near to the end of its life. We want the children to have lots to look forward to when we get back together.

During these difficult times, please consider allowing your child to connect with their classmates via supervised Zoom, FaceTime, WhatsApp and any other platform – you don't need the school to organise this. This will allow them to talk to their friends and share what they have been up to.

Missing your friends – Could you organise something like this – supervised by an adult? As walks with friends are no longer possible, an excellent alternative is to create a **treasure trail in your neighbourhood** for friends to complete. Why not set one up –

- Go around your neighbourhood (maintaining social distance) working out clues
- Jot the clues and the answers down
- Start from your friends' front doors and end at your own drive
- Arrange a time for your friends to complete the treasure hunt
- Send them the first clue at the agreed time, via mobile or email
- Leave something for them to find that has been disinfected
- Get your friends to do one for you in return

You could use WhatsApp – friends sent photos of the clue answers and we sent the next clue once they'd got it right. It's an excellent way to keep in touch with friends without actually seeing them!

'Live' interactions – From Monday 25th January we will be doing a morning check in with the children, this will be at 8.45am for EYFS/KS1 and 9am for KS2 and the children will have one of the year group teachers telling them about the learning they are setting and looking at the day ahead. Your child doesn't have to 'check in' but we know that for some children this will set them up for the day and give them some contact with their friends and help explain the learning for the day in a more detailed way. We know that there could be some clashes but maybe sharing it across the week will be the answer.

Key worker provision at February half term – At this moment in time we are not opening the school during February half term to key workers and vulnerable children. This may change and I will keep you updated should this change. We do still have an INSET Day on Friday 12th February 2021 as a staff training day. We will be focussing on metacognition for all pupils, Guided Reading and vocabulary progression. Please be aware that we are very tight for spaces in some year groups and have to ask parents to reapply for spaces based on both parents being key workers. Please only send your child if you have NO other options.

Lateral flow testing for staff – We, as a school, are starting this next week and this may mean disruption to the school. It may mean immediate bubble closures on the morning due to teachers testing positive and so please be aware of this. The increase in testing is good as it identifies cases but it will lead to disruption understandably.

PE Challenges - Well done to the 90 Key Stage 2 children who took part in this week's Target Throw PE Challenge. It has been lovely seeing how active you are keeping in all of your photos and videos. Congratulations once again to RED TEAM who had the highest score this week. Let's see if anyone can stop them next week!



Resources that we are using as a school -

Purple Mash – **What is this?** This is our Computing software that allows the children to complete Computing activities. If you do not have a password then please contact your class teacher.

MyOn – **What is this?** MyOn is an online reading library where the children can access different books so they can continue to read. If you need help logging on then please let us know.

Twitter account – The school does have a Twitter account, please do join us at [@Pulb_school](https://twitter.com/Pulb_school)

Achievement – Each week we will be sending home a certificate and a gold sticker for one child in each class who has gone above and beyond in their learning. We are keen to keep the motivation and engagement up over the next few weeks. Well done to these children and watch out for this on our newsletter. Let's see who can earn one next week.

UK – Ronnie H
Austria – Jaxon S
Thailand – Jayden A
France – Joshua H
India – Gemma B
NZ – Joseph S
Ireland – Rylee J
USA – Freddie G
Sierra Leone – Caleb L
Mexico – Alexander B
China – Henry W
South Africa – Florence F
Japan – Jensen W



ELSA support – 14 Day Challenge – Why not try one of these challenges over the next couple of weeks or you could talk about your emotions and make your own emoji's.

ELSA SUPPORT 14-day Home Challenge
Click the BLUE writing to take you to a resource which you can download and print!

| | | | | |
|---|--|--|--|---|
| Affirmations Fortune Teller Pick one of the characteristics and spin it out by moving the fortune teller. Pick a number and move the fortune teller that number of times and then they pick another number and look to see what the affirmation says. | Smiling challenge Smiling has so many benefits, why not try this smiling challenge? | Gratitude and Emotions tracker Track your mood and things you are grateful for or appreciate. We can all think of the good things if we try hard enough. | Inside feelings Use this resource to explore your inside and outside feelings. You might look sad but feel angry inside. | Positivity cards Use these to help give yourself a boost each day. Perhaps you could make some of your own positivity cards and give them to your family members? |
| Gratitude walk Use your senses when you go out for your daily exercise. What can you see, hear, feel, taste and smell? | Colour your characteristics Give your self esteem a BIG boost by colouring in all your positive characteristics. | Mini Gratitude tab booklet Cut out your booklet carefully and then think of all the things you are grateful for. You can categorise by using the tabs of the side such as 'home', 'school', 'friends' and so on. | Mindful masks Try some mindful colouring today by choosing some masks to colour. Really enjoy the feeling of relaxation as you do your colouring. | Make a funny face Make a funny face or an emotion face with this simple exploratory activity. You can draw eyes and mouths, cut them out and glue to the face. You can add colour and hair if you wish. |
| Positivity potion What would you put in your positivity potion? A pinch of kindness. A dollop of bravery A sprinkle of loyalty | Mindful minute bookmark Make this bookmark up to remind you about taking time to relax and be mindful. | Happy Flip flop Write or draw what makes you happy behind the smiley face. | Mindfulness affirmations These mindfulness affirmations are a combination of mindful colouring and affirmations. Can you think of an 'I am' and 'I can' statement? | |



Food technology – Cook with Mrs Copus! This week we have been making cookies and we thought we would share so you can try:

Cookies

- 225g softened butter
- 110g caster sugar
- 275g plain flour
- 1 tsp cinnamon
- 75g Chocolate chips



Method

- 1) Heat the oven to 190C/170C fan/Gas 5. Cream the butter in a large bowl with a wooden spoon or with a mixer until it is soft. Add the sugar and keep beating until the mixture is light and fluffy. Sift in the flour and add in cinnamon. Bring the mixture together with your hands in a figure of eight motion until it forms a dough.
- 2) Roll the dough into walnut sized balls and place them lightly on a greased baking sheet. Flatten the balls slightly with the palm of your hand and bake for 10 – 12 minutes until brown. Cool and serve.

Why not find a recipe for a pizza and cook your own dinner! Do send me photos if decide to have a go!

Outdoor learning – Please get the children away from a screen as much as possible – here are some things that might keep you busy.

Nature Walk Springboard Activities

1. make a pond viewer
2. make a juice bottle bug catcher
3. make a butterfly feeder
4. make suet and hang it for the birds
5. dissect a flower, leaf, seed pod or (dead) insect
6. make a rain catcher or anemometer and keep a record of your findings
7. read novels that have nature themes (3 of my favorites are *Kildee House* by Rutherford G. Montgomery, *My Side of the Mountain* by Jean Craighead George, and *Hatchet* by Gary Paulsen.)
8. make a nature walk backpack or tote with things like a journal, magnifying glass, binoculars, bug catcher, etc.
9. make a bow and arrow
10. make a slingshot
11. read the *Christian Liberty Nature Readers* or other classic nature readers
12. start a library of field guides and *The Handbook of Nature Study*
13. make or buy a bird feeder and fill it with food for the birds in your neighborhood

Nature Walk Explorations

1. make leaf art on the ground
2. make stone stacks (cairns)
3. in the fall, organize leaves by color, making gradients, rainbows, and color wheels (as best you can)
4. collect river rocks
5. catch small fish, insects and butterflies; study and release them
6. catch tadpoles; take them home to raise to polliwogs and frogs
7. make leaf rubbings
8. leave sugar grains or bread crumbs near an anthill and watch the ants take the food into their nests
9. look at birds, squirrels or other far away animals through binoculars
10. identify bird song
11. use a scavenger hunt list and make a collection of items to take home
12. use your shadows to enact silly plays; use what you find in nature as props
13. make faery homes
14. take a color wheel or paint chips along and match real items from nature to the colors you have
15. lash structures from sticks and logs you find in the woods (take along twine or rope)
16. build a fire and cook on it
17. climb a tree
18. build a fort or erect a makeshift tent
19. identify constellations

20. watch an eclipse (safely, of course)
21. sketch what you see outside
22. go on a cloud hunt
23. splash in puddles
24. geocache
25. catch fireflies at night
26. catch grasshoppers
27. make stick boats and float them in water
28. have stick sword fights
29. shoot rocks with a slingshot or skip stones on water
30. document your nature walk by taking photographs
31. make mud pies
32. build a snowman or ice fort/igloo
33. draw or write in the sand or snow
34. build a sand castle
35. dig holes and see what's underground
36. examine a small area of the ground in detail
37. find examples of symmetrical and asymmetrical things in nature
38. make up stories about the natural places you discover (include trolls, fairies, sprites, and brownies, of course!)
39. create a natural obstacle course or race track and time each other as you go through it
40. wear a nature bracelet – put duct tape, sticky side out around your wrist and see what you collect on your walk
41. get "lost" and use a compass to find your way back
42. go barefoot and feel the grass, sand, water, etc. with your feet and toes
43. look at things in detail with a magnifying glass
44. preserve a spider's web on black construction paper
45. make plaster casts of animal tracks
46. take the nature walk in your socks and then study what is stuck to them
47. close your eyes and listen; identify as many sounds as you can
48. lie on the ground and find images in the clouds; make up stories about them
49. make bark rubbings with crayons
50. roll or sled down hills
51. lay a white sheet under a tree and shake it; study what you find
52. play pick up sticks with sticks you find

Nature Walk Follow Up Activities - Once you are back home, extend the nature fun with these post-nature walk ideas.

1. make paints and inks from nature and create art
2. experiment with chromatography using leaves
3. study your nature study collections under a microscope
4. look at pond water under a microscope
5. break open rocks with a hammer, do streak and hardness tests
6. use photo sensitive paper to make designs with things you found on your nature walk
7. make paintbrushes with evergreen sprigs and create art
8. make leaf prints by painting on leaves and pressing them to paper or cloth
9. make leaf prints by laying leaves on paper or cloth and painting over them
10. Hammer leaves or flowers on to cloth to make prints
11. make foil relief crafts with leaves or flowers
12. preserve fall leaves with modpodge or with wax
13. use your stick collection to paint with
14. color mud with tempera paint powder and make mud paints
15. paint the rocks you collected on your nature walk
16. make art from the pebbles you collected
17. make a simple loom and weave into it the things you collected
18. classify the insects, rocks, or flowers that you collected
19. press flowers
20. write about or draw your nature walk experience in a nature journal
21. build a terrarium with dirt, rocks, etc. that you found on your nature walk
22. make a leaf/tree guide for your local area
23. make a nature table for all your nature finds and collections
24. make pictures or 3D art from the leaves, twigs, shells, feathers, flowers, insect wings, etc. that you collected on your nature walk
25. study an ant farm (even putting ants into a jar works if you don't have a fancy kit)
26. make a hanging mobile from things you found on your nature walk
27. make "fossil" imprints in salt dough (use shells, leaves, feathers, etc.)
28. calculate the perimeter and area of leaves from your nature walk
29. eat something you gathered on your nature walk or make snow cream
30. study some living creature you brought home from a nature walk (Then release it.)
31. make perfume from rose petals (or another fragrant flower)

Library service – Please see the attached flyer for more information about what they can offer to support your child.

Oak National Academy – Oak National Academy is running 'live' lessons for each year group and this may help parents. They also have a 'virtual library' and this is free via the Oak National Academy. Click on <https://library.thenationalacademy/> to find out more.

Jokes – Thank you to the Hardy family, the Green family and Daniel H (Jap) for making the staff laugh this week!

- Q – What did the poo say to the fart? **A** – You blow me away
- Q – Why couldn't the toilet paper cross the road? **A** – It got stuck in a crack!
- Q – What do you call a fairy using the toilet? **A** – Stinkabell
- Poop jokes are not my favourite..... But they are a solid number two.**
- Q – Why did the mushroom like to party so much? **A** – Because he was a fun guy!
- Q – What did one calculator say to the other calculator? **A** – You can always count on me.
- Q – What do you call a pig with three eyes? **A** – A piiiig
- Q – Did you hear about the giant cow in the tiny house? **A** – There wasn't mooshroom.
- Q – What kind of school does an ice cream go to? **A** – Sundae school!
- Q – Why did Tigger stick his head in the toilet? **A** – To find Pooh!
- Q – Why are pigs always in the shade? **A** – Because they are bacon in the sun!



Esmé: Knock, knock
Who's there?
Mum
Mum who?
Mum of your business

I got a job at the bank and I was fired the next day. Do you want to know why?
An old lady came up to me and said, "Can you check my balance?" so I pushed her over!

Things to do as a family – Why not have a look at these to enrich your day and visit a different place to find out more. This links well with Y4 finding out more about places in the world. The Guardian are signposting to lots of other virtual tour <https://www.theguardian.com/travel/2020/apr/06/10-best-virtual-tours-of-worlds-natural-wonders-everest-patagonia-grand-canyon-yosemite>

1. Machu Picchu, Andes Mountains, Peru - Behold the marvel: [Machu Picchu](#)
2. The Louvre Museum, Paris - Take a trip: [Louvre Museum](#)
3. The National Museum of Computing, Milton Keynes, UK - Discover a digital treasure trove: [The National Museum of Computing](#)
4. Georgia Aquarium, Georgia, USA - Sea more: [Georgia Aquarium](#)
5. A 3-Minute Tour, Tokyo - Check it out below.
6. The British Museum, London - Browse the exhibits: [The British Museum](#)
7. The Vatican, Rome - When in Rome, visit: [The Vatican](#)
8. Musée d'Orsay, Paris - take the tour: [Musée d'Orsay](#)
9. Athens Acropolis, Athens – this would add to China and Mexico class - Get to the Greek: [Athens Acropolis](#)
10. The Royal Academy of Arts, London - visit the exhibition: [Sensing Spaces](#)

Coming next week – Worship with Mrs Copus – I will send out a link next week to engage in worship. Please watch out for this.

Lockdown Learning – helpful timetable for the BBC

Please stay safe at this difficult time and please email head@stmarysprimarypulborough.co.uk if you feel we can help.

| BBC Bitesize Lockdown Learning Mon 18 - Fri 22 Jan | | | | |
|---|---|---|--|--|
| Monday | Tuesday | Wednesday | Thursday | Friday |
| Primary Learning on CBBC | | | | |
| 09:00 BBC Bitesize Daily Maths + Julia Kidd Book Club | 09:00 BBC Bitesize Daily English + punctuation and connotations | 09:00 BBC Bitesize Daily Science + Materials and Collages | 09:00 BBC Bitesize Daily Maths + Bangor | 09:00 BBC Bitesize Daily English + Grace and Widdowson |
| 09:30 BBC Bitesize Daily Maths + Daily News Countdown Book Club | 09:30 BBC Bitesize Daily English + punctuation and connotations | 09:30 BBC Bitesize Daily Science + The water cycle | 09:30 BBC Bitesize Daily Maths + working and change | 09:30 BBC Bitesize Daily English + Homestead content |
| 09:40 BBC Bitesize Daily Maths + Yasmin Brown Book Club | 09:40 BBC Bitesize Daily English + punctuation and connotations | 09:40 BBC Bitesize Daily Science + Design | 09:40 BBC Bitesize Daily Maths + Money + Values for Money | 09:40 BBC Bitesize Daily English + Direct and Indirect Speech |
| 10:00 Celebrity Supply Teacher Science with Gary Lineker | 10:00 Celebrity Supply Teacher Science with Ted Ryan | 10:00 Celebrity Supply Teacher IT with Nikki Lilly | 10:00 Celebrity Supply Teacher Art with Ricky Wilson | 10:00 Celebrity Supply Teacher Candery with Kelli |
| 10:15 Horrible Histories | 10:15 Horrible Histories | 10:15 Horrible Histories | 10:15 Horrible Histories | 10:15 Horrible Histories: Scary Special |
| 10:30 Our School | 10:30 Our School | 10:30 Our School | 10:30 Our School | 10:30 Our School |
| 11:05 Art Ninja | 11:05 Art Ninja | 11:05 Art Ninja | 11:05 Art Ninja | 11:05 Art Ninja |
| 11:35 Operation Ouch! | 11:35 Operation Ouch! | 11:35 Operation Ouch! | 11:35 Operation Ouch! | 11:35 Operation Ouch! |
| Secondary Learning on BBC Two (11-14 years) | | | | |
| 13:00 Bitesize Daily Secondary Mathematics: History Maths & English | 13:00 Bitesize Daily Secondary Study Type Transfer English & Maths | 13:00 Bitesize Daily Secondary Working in Secondary Computing & English | 13:00 Bitesize Daily Secondary Thinking Thursday Maths & English | 13:00 Bitesize Daily Secondary English & History |
| 14:00 Magic Monkeys: Hannah Fry's Mysterious World of Maths: Numbers As God | 14:00 Magic Monkeys: Hannah Fry's Mysterious World of Maths: Expanded Horizons | 14:00 Magic Monkeys: Hannah Fry's Mysterious World of Maths: Wonder and Wonder | 14:00 The Joy of Data with Dr Hannah Fry | 14:00 Celebrating Ada: The Countess of Computing with Dr Hannah Fry |
| Continue your learning at bbc.co.uk/bitesize Catch up on all the shows on BBC iPlayer | | | | |

Early Help Offer Update

COVID-19 January 2021

This offer document is to provide clarity of the current Early Help offer during lockdown and may change as necessary as a response to any changes in government guidance.

Centres

At this time **Early Help is not** delivering from Youth or Children and Family Centres, self-service access remains for the delivery of health clinics and supervised contact only.

Duty

Our duty line remains open and able to respond to all requests for support from professionals and members of the public. Tel **0330 222 8087 available Monday to Friday between 9am and 5pm**

The duty line also provides:

- **Information, Advice and Guidance** - Families can also be signposted to the Early Help duty line for Information, Advice and Guidance and the hubs continue to actively support families to take up their Free Entitlement childcare. This is accessible via the Early Help duty line.
- **Crisis Support** – Early Help can provide a same day response to those in crisis with crisis payment and Food Parcels. This is accessible via the Early Help duty line.
- **Healthy Start** - Access to healthy start vitamins for new parents via the Early Help duty line.

Targeted Family Work

Family Support Worker led Early Help Plan to deliver a targeted intervention through the coordination of a multiagency team and plan. This is direct whole family working focused on improving outcomes for children in need of help on a range of issues.

This is direct whole family working focused on improving outcomes for children with multiple complex needs. Children will often be on the cusp of requiring social care intervention or repeatedly come to the attention of Social Care or the Police. They may have long-term entrenched issues that require a longer duration of intervention.

Family support work continues to be delivered with a mix of face to face and virtual visits.

Enabling Families- level 2

Is currently offered virtually and is a short, focused intervention with the parent/carers who can access between 1 and 5 sessions with an Early Help Worker. The aim of the sessions is to empower parents/carers to improve their situation and outcomes for their children. Parents/carers must be motivated to identify and work towards their chosen goals exploring what is working well and what the impact of current worries are on the child/children.

Enabling families provides families with support at the earliest opportunity, preventing them from needing higher level support via an Early Help Plan (EHP) or Social Care (SC) intervention, facilitate change through support to parent /carers, equip parents to be the best they can be for their child by increasing knowledge confidence and resilience.

Access to Targeted Family Work and Enabling Families

We are happy to discuss a potential family and advise on the service that meets their needs, via Early Help duty or your Early Help link worker.

- Early Help Duty Line- Open mon- Friday 9:00-4:30. 0330 222 8087. Excluding bank holidays.
- Early Help Duty line Email: earlyhelpduty@westsussex.gov.uk

We may contact you as part of the triaging process for additional information if this is needed.

Domestic Abuse

The Domestic Abuse and Sexual Violence Service continues to provide support to high risk clients in West Sussex who are experiencing abuse. Working with both adult only and adults with children and young people over 13 years who are referred directly. The Independent Sexual Violence advisors work with young people 13 years and up to provide on long term support to victims of sexual assault outside of intimate relationships. Current delivery method is a mix of face to face and virtual.

Please email WORTH.IDVA.Services@westsussex.gov.uk or call 03302228181 available Monday to Friday 9am to 5pm

www.westsussex.gov.uk/domesticabuse

Youth Emotional Support (YES)

YES supports young people experiencing mental and emotional health issues that include anxiety, low mood, suicidal ideation and plans and significant harming behaviour. Interventions are based upon the goals the young person has identified and focus on resourcing, equipping and empowering the young person. The service can be accessed by self-referral online and is currently delivered through a mix of face to face and virtual contact as well as an online group offer and access to targeted resource packs.

www.westsussex.gov.uk/YES

Young Carers

The Young Carers (Family) Service continues to provide a whole family approach to supporting Young Carers (0-17) who have a caring role due to a long term health issue or disability in their family. Online group activities are currently being developed and will be promoted to Young Carers registered with our service later in the autumn term. Transition groups, "My Futures" to support young carers who are approaching adulthood will continue to run online.

For further information - check the [Young Carers Website](#)

To access our service - email youngcarers@westsussex.gov.uk

Early Years and Childcare

The Early Years and Childcare Team continue to provide support to early years and childcare providers and almost all provision is open. Current delivery remains virtual and visits will only take place if considered essential, for example, a safeguarding issue or SEND relating to an individual child. These must be fully risk assessed and have agreement of Team Managers.

<https://www.westsussex.gov.uk/early-years-and-childcare>

Family Information Service

Providing up to date information to all families on activities, services and childcare.

Contact details for partners: 01243 777807 family.info.service@westsussex.gov.uk and for

Contact details for staff: EarlyHelpCentral@westsussex.gov.uk

Your Space

Online advice and information for young people relating to health, education, jobs and things to do.

www.yourspacewestsussex.gov.uk

Family Assist

Online advice and information on pregnancy and the early stages of a child's life.

www.westsussex.gov.uk/familyassist

Here is our mammoth list of activities to keep the kids engaged

1 Den - Most parents can remember building a den as a child, usually with nothing more than a table, some cushions and a sheet. Let your child's imagination run wild as they pretend to go camping or try to keep warm inside their very own igloo. You could always be the scary animal on the outside of the tent. And if you've got a torch don't forget to make some animal shadows too.

2 Rainbows - You can't walk anywhere at the moment without seeing a rainbow in someone's window. That's because families have been busy painting and drawing them as a display of togetherness and to give children something to spot while out on their walks. But you don't have to stop at paint or crayons.

3 Crepe paper obstacle course - Here's where that crepe paper comes in again. Basically criss cross it from one wall to another, leaving just small gaps for the kids to climb through. See if they can make it through the course without tearing the paper.

4 Hama Beads - Children can make all sorts of designs with Hama Beads. Whether it's a Minion, an animal, or Harry Potter, there are all kinds of patterns they can copy off the internet. Once they've created it on a plastic peg board, it's your job to iron it and make it stick together. You can easily make them into keyrings or magnets too. A [tub of 10,000 beads](#) costs around £15 and includes two pegboards in the shape of a heart and a star. You can get lots of other sets too, from mermaid designs to glow in the dark beads.

5 Illustrators - If your children like drawing there's lots of inspiration around at the moment, with illustrators offering free online tutorials to help them improve. A popular one is #DrawWithRob, a website from author and illustrator Rob Biddulph, who's written books including Grrrrr! about a bear called Fred who loses his growl. His videos, showing children how to create everything from a sausage dog to their very own Fred Bear, are easily accessible on his website [here](#). Children have been sharing their finished drawings with him online using the hashtag #DrawWithRob.

6 Pebbles - Pebble art has been quite a thing over recent years, with people decorating rocks and leaving them in parks and other places for people to find. Given the current climate, people aren't sharing them at the moment, but that isn't stopping families having lots of fun decorating them. Something as simple as felt tips does the trick on lighter rocks, with children decorating them however they want - some making funny faces out of them. If you want them to last longer outside then you'd be better using acrylic paint coated with varnish to give an extra layer of protection. It would be great to see some out and about in Pulborough.

7 Playdoh - Play-Doh is another old favourite and can keep them entertained for hours. Whether they want to make their own dinosaur, elephant, car or castle, the possibilities are endless. If you can manage not to stress about the colours being mixed together it can be a whole lot of fun. And if you haven't got any Play-Doh it's pretty simple to make your own. All you need is:

- 2 cups of plain flour
- 1 cup of salt
- 1 tablespoon of oil
- half to 1 cup of cold water
- 2 drops of liquid food colouring

Mix the flour and salt then add the water, oil and food colouring. Knead the mixture well, adding a little more flour if the consistency is too wet.

8 Wallpaper people - If you've got an old roll of wallpaper, or any other paper for that matter, lie your little one down on it and draw around them. Amazing how long they will spend colouring themselves in afterwards. They might also want to make a wallpaper mum, dad or sibling too. You can add on a different organ of the body each day to research, draw and stick onto the body with a key fact underneath.

9 Penpals and postcards - The art of letter writing seems to be making a comeback as people are forming penpal groups to write to other children. If you want to keep it local - and make sure they're coming from a trusted group. Failing that we could suggest it to the parents at school to get the children writing to one another while they're off.

10 Grow your own veg - Not only will growing your own vegetables keep the kids busy for a while, but it might save you some trips to the shop too. Lots of retailers sell kits to get you started, such as [Original Organics, Amazon, Dobies and more.](#)

11 Potato printing - If it's good enough for Daddy Pig then it's good enough for us. Most of us have got an old potato lying at the bottom of the cupboard. Hopefully it will still be in a fit enough state to carve a shape from to use as a paint stamp. Make some patterns and you could end up with a piece of art to treasure.

12 Sun catchers - Another thing to help brighten our homes at this time is a sun catcher and they're relatively cheap to pick-up. [Hobbycraft](#) has a wide range available from £1.30 each, including children's initials, unicorns, rockets, fish and more. These come with the mini paint pots too.

13 Egg decorating - It might not be Easter time, but that doesn't mean you can't have fun decorating some eggs. If you don't mind using up some of your precious groceries then hard boil a couple and get creative. If not then there are plenty of craft sets you can buy with [eggs to colour in and decorate.](#)

14 Minions - These ones were made with the insides of Kinder Eggs, but you could easily make them by colouring in or painting some toilet roll tubes yellow. Stick-on googly eyes work a treat, or you could draw them on. Either way you'll end up with a pretty impressive Kevin or Bob.

15 Bird box - Who doesn't like watching the birds feed in the garden, especially when there's little else happening at the moment. Families have been busy making their own bird feeders too, using just a large four-pint milk bottle. Felt tips is all you need to colour the plastic, but people have been sticking paper, feathers and other things on to make them bright and colourful.

16 Drive-in movie - You don't need a drive-in movie when you can make your own. It's quite easy to turn a big cardboard box into their very own car and they can help paint it too. Stick a cushion inside, give them some movie snacks, stick a film on and there you have it.

17 Make a clock - We've all got a bit more time on our hands so why not use it to get the kids learning how to tell the time properly - by making their own clock. You could do it with just paper and a pin to attach the hands, or cardboard or a paper plate would do the trick. You can make it as detailed or as simple as you like, but writing quarter past, half past, quarter to and midnight/o'clock in the relevant places will help them get the gist.

18 Treasure / nature hunt - There's all sorts of fun to be had indoors or outdoors with a treasure hunt. Give each child a bag with a list on showing what they have to find - a leaf, a flower, a stick, a stone - you get the picture. You could use the collected items to make a nature picture afterwards, or a leaf print. And if you want to stay indoors then why not hide some letters or words around the house. They can find them and then use them to make words and sentences. They won't even realise they're learning. There are loads of ideas for nature scavenger hunts from the Woodland Trust [here.](#)

19 Fimo - Not all children are happy for their precious playdoh creations to be squashed - step forward our trusty [Fimo](#). They can use this modelling clay in the much the same way - to make all manner of creations - but it gets baked in the oven, so they get to keep their masterpiece forever (or until they decide to chuck it). You can buy big packs of the stuff, containing various colours, or single packs from around £2.75.

20 Gingerbread house - There are loads of gingerbread house kits available at this time of year. These are pretty simple so children can do most of it themselves. Simply make the icing and they can use it to stick the sweets around their creation. If they don't eat them first that is.

21 Bug hunt - If you've got a bug lover then they'll love getting out in the garden to find some snails, slugs and any other creatures hanging around. Collect them, maybe get a microscope to have a good look at them and set them free until your next hunt. If you're thinking on a bigger scale, then the RSPB has a guide to making your own bug hotel [here](#).

If you want to find out a bit more about the creatures in your garden former BBC1 presenter Andy Johnson has been making free [interactive films](#) for primary school kids on gardens and nature.

22 Sock puppets - You may already have a puppet show or some puppets you could use inside a cardboard box. If not, then get an old sock and make your own. Whether you have some stick-on googly eyes or just some scraps of paper, you can make your own character that your child will love.

23 Hand prints - It's always lovely to get hand prints and foot prints from your little ones to capture that moment in time. Why not get the whole family involved.

24 Tree decorating - People are keeping their Christmas trees up for the kids to decorate with their crafts - and why not. Some did Easter trees during the first lockdown, so get making those bunnies.

25 Cards - You can't beat a handmade card from the kiddies either, especially if you're able to send them to relatives you might not be seeing for a while. They can be as detailed or as basic as you like, but it's another excuse to get those hand prints and footprints out again.

25 Baking - From cupcakes to cake pops, there's no end to the sweet creations you can cook up with your little ones. Keep it basic for younger ones, with cornflake cakes or decorating gingerbread, while older children might be ready tackle a more complicated recipe themselves.

26 Alphabet game - Now this one couldn't be simpler and it'll get them writing and practising their spellings without them even knowing. Basically pick any subject like girls' names, boys' names or even chocolate bars and they have to write one down for each letter of the alphabet. You could even get the kids to see who can do it the fastest, if you can handle the fallout that is.

27 Paper cups - It might not sound that interesting but there's all kinds of games you can play with paper cups. See who can stack them the highest without them falling, see who can knock them all down with a ball. You could have points for getting the ball inside different cups and see who can get the most.

28 Monopoly - Yes most of us have played a game of Monopoly before, but have you ever made your own version. All it takes is a cereal box and some felt tips and it can be replicated for any area - putting in all the landmarks your children will recognise.

29 Tea party - If you've got a few children they can enjoy a tea party together, but even only children can enjoy it with a bit of imagination. Invite your toys along instead - giving each of them their own invitation and setting it up ready for the special day. What about a treasure hunt in the garden and pass the parcel.

30 Kitchen towel decorating - You don't need a mindfulness colouring book when you've got some kitchen towel to hand. Using fine felt tips you can colour in the dots in different colours. Who knew kitchen roll could look so good.

31 Shadow drawing - All you need is the sun for this one, although you could always use a lamp if needs be. Ask your child to get their favourite animals or characters out and they can easily draw around the shadows. You might get even more peace while they spend time colouring them in too.

32 Shadow Puppets - can the children make their own puppet show just using a torch? Can they retell a story or make up their own?

33 Cress heads - You probably remember making these yourself at nursery or school and kids love seeing them grow. Simply draw silly faces on empty egg shells, fill them with soggy cotton wool balls and add the cress seeds. It won't be long before they start to sprout.

34 Chalk - Families have been using coloured chalks to brighten up all manner of things - including their own walls and driveways. They're using chalk to brighten up the pavements too and to give people games like Hopscotch to play while they're walking past.

35 Hopscotch - Talking of hopscotch, it's easy to make your own game inside too. A bit of tape on the floor is all you need to create it indoors. They have pop-out numbers, which you could use for learning with too.

36 Robots - Boxes, bottles, tubes, or whatever else you have hanging around at home can be put to good use to make your very own robot. You could use gold paper or foil like they did, or paint or felt tips would work on cardboard too - perhaps covering the box in plain white paper first if needed.

37 Table football - If you can face even more competitiveness then why not create your own table football. It's going to be on a small scale of course, but you can easily make one with a cardboard box and either a ping pong ball or a pom pom as the football. CBBC has its own Blue Peter guide for making one [here](#) and children have also shared photos of their own creations.

38 Box animal / game - If you're getting an Amazon delivery then this one's super easy to replicate and your child too can become a box animal in lockdown. You could always just paint the same mouth shape on another box too. But there are lots more things you can create with boxes - like this ball game where the colours around the edges of the holes match the colours of the balls that need to go inside them. Should keep those little ones busy for a while.

39 Milk bottle elephants - It's so easy to make these elephants out of plastic milk bottles and they look so good. Just cut the bottom off the bottle and cut arches into the back and sides to make the legs, then chop the handle so it looks like a trunk. Cover them with glue and then stick on the crepe paper and googly eyes. You'll soon have a full family of Elmer the Patchwork Elephants to enjoy.

40 Grass heads - If you want to make life super easy then you can buy a [grass head kit](#) from Amazon for just under £6. But it's pretty easy to pull everything you need together yourself. You basically need an old nylon stocking, grass seeds, potting mix, a yoghurt pot to balance it on and some decorations and glue. There are loads of online guides to making them too, like this one from [Homemade Gifts Made Easy](#).

41 Family tree - This one might make you a bit sad when we can't see our loved ones at the moment, but it's a nice idea to get the kids making a family tree.

42 Pottery - Whether it's a money box or a simple ornament there are lots of pottery ideas to keep the kids busy for a while. There are paint your own kits available for just a few pounds online from places like [Hobbycraft](#), [Amazon](#) and [The Works](#) and if you haven't got any paint at home these come with little pots of different colours to use.

43 Slime - If you're brave enough you might want to let the children have a go at making their own slime. It's become hugely popular over recent years and you can find guides to making your own [online](#), or pick up a [slime making kit](#), which comes with everything you need inside.

44 Sand table - You can do all sorts with a sand table - and families have been getting even more creative bringing the sand indoors during lockdown.

45 Cars / garage - That sticky tape we mentioned for creating hopscotch. Well here's another great idea. If you've got a young car lover in the family you can use it to create roads, roundabouts, you name it. And if you've got a spare box hanging around, why not help them make a garage for putting the cars in too.

46 Bath bombs - Kids don't want bubble bath these days, it's all about the bath bombs. If you've got the ingredients they can make their own, using this handy BBC goodfood [guide](#). They can add an essential oil of their choice - like lavender or chamomile - but it probably depends what you have in the cupboard. Or to make things simpler you can buy a DIY kit online. The new [So Bomb DIY Crystal Geode Factory](#) kit, £19.99, lets kids create their own colour changing bath bombs and comes with bags of quartz, jade, amethyst and amber crystals to put inside their creations.

47 Button pictures - All you need is a felt tip and some buttons and glue for this one and you can make anything with buttons.

48 Glow sticks – If you have any glow sticks then you can stick them to your clothes, turn off the lights and make up your own light up skeleton. Naming the bones as you go can help with your knowledge of a skeleton.

49 Paper mache a balloon – newspaper, a balloon and some wallpaper paste or PVA glue then you can make your own person by giving them hair, eyes, a nose and other features.

50 Jun models – Raid the recycling bin and see what you can make with the bits that you find.

Outdoor Maths UKS2 Challenge Cards

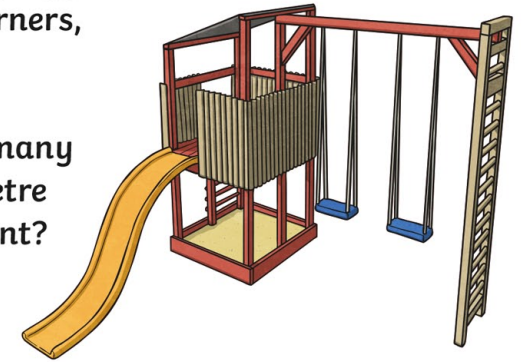


Outdoor Maths UKS2 Challenge Cards

Playground

Make a scaled drawing of your playground.

- Measure the sides of the playground and the angles at the corners, making a rough plan.
- Decide on a scale. How many metres will each centimetre on your drawing represent?



twinkl.co.uk

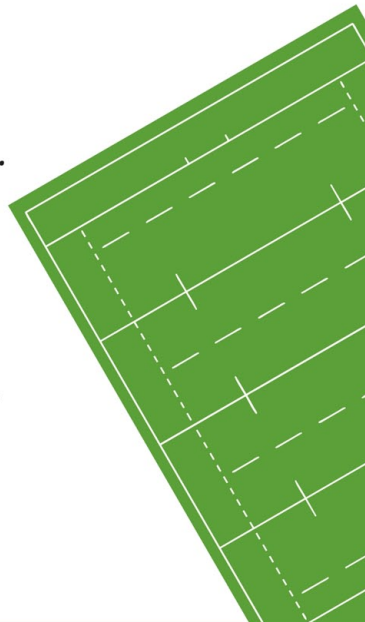
Outdoor Maths UKS2 Challenge Cards

Pitches

Calculate the area of any pitches that are marked on your playground.

Draw scaled drawings of the different pitches and label the different areas.

Calculate the area of different parts of the pitches. Have the pitches been marked out accurately?



twinkl.co.uk

Outdoor Maths UKS2 Challenge Cards

Grass

Estimate how many blades of grass there are in one square metre?

- Mark a small area of grass on the school field. ($1\text{cm} \times 1\text{cm} = 1\text{cm}^2$).
- Count the blades of grass in this area.
- Multiply to calculate the number in m^2 .

Can you use this to estimate the number in the whole field?

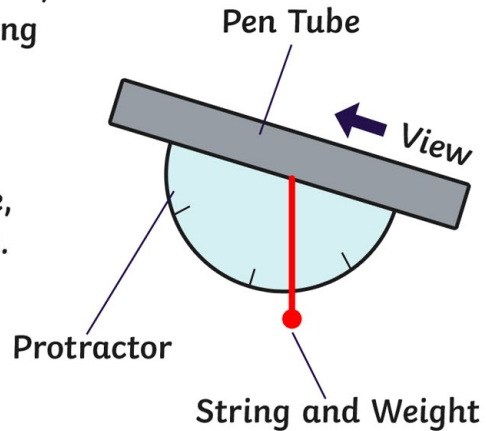


twinkl.co.uk

How High Part One

Measure the height of a tree, or the school building using a home-made clinometer.


Make a clinometer with a protractor, a small tube, some string and a weight.



Puddles

After it has rained, estimate the perimeter and area of a puddle.

You may want to use some a ruler, chalk, string, newspaper and squared paper.



Shadows

Measure and record the length of a shadow as it changes during the day.

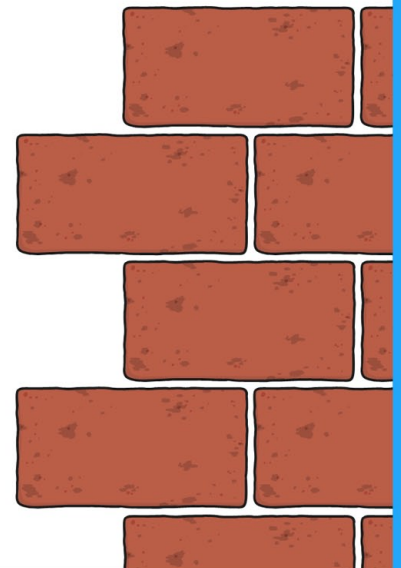
Record the angle that the shadow moves at regular intervals.



Bricks

Look at some brick patterns. Are all the patterns the same?


Estimate the number of bricks in a wall by estimating a smaller area. Can you create your own tessellating brick pattern?



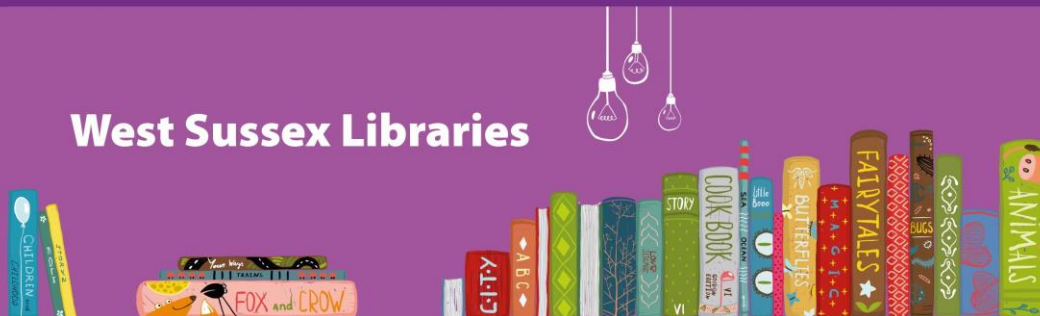
How High Part Two

Stand a measured distance from what you are measuring (suggested 10m).

Measure the angle to the top of the object that you are measuring. Draw a scaled drawing to find the height. Don't forget to include the height at which you held the clinometer.



West Sussex Libraries



Have you looked recently to see what West Sussex County Council Library Service has to offer?

While access to West Sussex library buildings is limited, we have developed an [alternative library offer](#) online.

Some of our resources require a library card number for access. Don't have a library card yet? You can [join online](#) for **free** and it's really easy to do, or you may prefer to phone your [local library](#). Our current opening hours and services are subject to change at short notice, so please check before visiting.

For our latest updates, follow West Sussex Libraries and Schools Library Service on Twitter – **@WSCCLibraries** and **@WestSussexSLS** – or join our [Family Corner](#) Facebook group.

[Help with children's learning at home](#)

The link above takes you to a whole range of information and websites to support you and your children with learning at home. Some highlights can be found below.

For younger children (preschool and KS1)

[Booktrust](#) has a wealth of resources and advice for parents of children from birth and onwards. They've created a [Home Time Hub](#) with book-related quizzes, games, drawalongs and videos for families to enjoy.

The [Schools Library Service](#) (SLS) booklists page has suggested reading for picture books, beginner reads and short chapter books on a range of subjects.

Every year, the SLS offers schools the opportunity to take part in their [Picture Books to Shout About](#) book awards. View their lists of past winners and longlists for more recommended reads.

For older children (KS2 onwards)

See the [Schools Library Service](#) website for KS2 booklists to support the curriculum, including information book titles for class topics and fiction suggestions for each year group.

Your library card gives you access to a range of [eInformation](#) resources including the junior and student levels of the [Britannica Library](#), and [Oxford Reference](#), which has over 100 reference titles such as dictionaries, timelines, flags and maps.

Take a walk around where you live and find out about your local area, with our town and village guides on the [West Sussex Past Portal](#). It also has lots of resources to support local history projects, and [West Sussex Past Pictures](#) gives you access to thousands of historical images from our own collections and from local museums.

For coding activities, visit the [Scratch](#) website, which has free guides and projects for children to try at home, or request a [micro:bit](#) Starter Kit to borrow from us on our [catalogue](#).

If you cannot find what you're looking for, use our [Ask a Librarian](#) form to contact our Enquiries Team, who will find information on any subject and respond to your query within 7 working days.

Reading for Pleasure

Reading should be fun! One of the best things you can do for your children's learning is to make reading together part of your routine. Read aloud, use funny voices, talk about the pictures, or act out parts of a story; there's no right or wrong way to share a book. Don't worry if children can't sit for long or are easily distracted, just a few minutes a day can make all the difference. The most important thing is to let them choose something they'll enjoy!

You can find some great things to do in your free time on our [Children's Activities](#) page, with amazing videos and downloads from authors, illustrators and publishers. For a huge range of fiction and non-fiction reviews and recommendations, [LoveReading4Kids](#) is a brilliant website.

Poetry is fantastic for engaging even the most reluctant readers, and is an effective way of introducing different themes and ideas to children. You can explore poetry collections by topic on the [Poetry By Heart](#) website. Poetry is often best enjoyed out loud, so listen to some brilliant recordings on the [Children's Poetry Archive](#), which organises their collection by subject and audience age range.

Library staff have also recorded plenty of [Rhymetime and Story Time](#) videos, for you to watch and join in with from home.



We have a dedicated page [for teens](#), with links to author websites, podcast recommendations and reading suggestions.

Help from Libraries

Not sure what to read next? Complete our [Staff Select form](#) and we'll chose for you! It's helpful if you can provide some information such as your child's age, interests, and type of books they enjoy, so we can choose something we know they'll love. So whether you have run out of Tom Gates, like books about bugs, or want some interactive picture books for a lively little one, get in touch!

Alternatively, you can use your library card and PIN to reserve any items from across West Sussex Libraries for **free** via our [online catalogue](#), or place requests by phone. We'll contact you to let you know when they are available at your chosen branch, and you can collect them from library front doors during their opening hours. You'll be able to return items to our drop boxes at the same time.

Libraries also have [eBooks](#), [newspapers](#) and [magazines](#) for children, teenagers and adults which can be downloaded free of charge, and we're adding more titles every day. All you need is your library card.

For customers who are unable to visit the library in person, we can arrange to bring a selection of items to you via our [Essential Delivery Service](#).

SEND

We have a range of specialist resources for children and young people with additional needs.

A collection of sensory stories, created by [Bag Books](#), are available to reserve and borrow to share at home. While these stories are enjoyed by all, they are particularly suited to children with a wide range additional needs and disabilities. [View the collection](#) on our catalogue.

Library staff have recorded some DIY sensory stories for you to try at home, which include a list of props you can gather from around the home and use to enhance the story. They are available to view on our [Story Magic Youtube playlist](#).

[Understand Me](#) is a collection of [resources](#), available to anyone who needs help with communication to request and borrow for free, from any West Sussex library. These include devices for recording personal messages, and specially adapted toys to help young children learn through play. For more information contact toni.oliver@westsussex.gov.uk

Our [booklists](#) page has an additional needs section with resources to support hearing-impaired children, giant print and Braille picture books, and books on ASD. [Barrington Stoke](#) publish books specifically designed for dyslexic and reluctant readers. They have advice and support for parents and carers on their website, including a [home help pack](#). The majority of their titles are available to request from our libraries.



Wellbeing

The link above will take you to a range of information on services and library resources to support physical and mental wellbeing, as well as signposting to organisations who work with children and young people.



We have put together some [booklists](#) recommending titles for specific interests or to support children with difficult situations or new experiences. Topics include behaviour and manners, fears and anxieties, celebrating diversity and many more.

We have all of the books on The Reading Agency's [Reading Well](#) schemes, which can be reserved on our [catalogue](#). Many are also available as eBooks to download from our [eLibrary](#). The scheme includes specific lists for children and teens, to support their mental health.

[The Reading Agency](#) have also curated a [collection of books](#) to help children understand and cope with anxieties surrounding lockdown and coronavirus; they are organised under the themes 'Staying Safe', 'Staying Calm', 'Staying Connected', 'Staying Home' and 'Staying Hopeful'

