

Year 4 Summer Term 2 Lesson 7

Wb: 13.7.20

USA and SIERRA LEONE

Well done for all the Spanish you have done during the Summer Term and all year, **Year 4!**

I have included here some activities, games and internet links for you to do this week and during the holidays, to help remind you of all the Spanish that you have been learning, and to practise your language skills in the next few weeks ready for next term. I am looking forward to seeing you, and for us all to learn together again!

If you haven't had time to complete the Summer Quiz, then please do so over the next week or so, with the help of the video link to the YouTube channel, which I have included below again.

Year 4 Summer Quiz Assessment Video

<https://youtu.be/YmGsqa4KdJM>

If you didn't download the Quiz, you can use the video and write the answers down on plain paper as I go through the questions.

If you would like to use the Quiz Answer sheet, please email me at bvanieris@stmarysprimarypulborough.co.uk and I will send it direct.

LINKS FOR GAMES WEBSITES ETC.

(To access the links: Position the mouse over the blue link, press the Control button on the keyboard, and then click the left hand button on the mouse to access each link.)

<https://www.bashoandfriends.com/>

Great in particular for Years 3 and 4. We have used these resources in class.

Also there are videos on YouTube by Basho and friends, on all subjects we've covered.

<https://www.youtube.com/watch?v=8NLThVPQUrk>

(Numbers video children are familiar with, particularly in Years 3 and 4.)

<https://www.spanish-games.net/>

Games for all subjects we have covered. All year groups.

Choose beginners or intermediate. Then the topic. Enjoy!!

<https://www.duolingo.com/enroll/es/en/Learn-Spanish>

This website will allow you to do a few minutes when you wish, with a short activity. Log in and set up an account for free. (All levels. All year groups.)

Activities

On page 4 below, there is a Weather activity (El tiempo.)

First, look at the list, match the vocabulary to the picture, and then complete the labels. Use the wordbank below to help you. If you completed it, you could use your Weather Fortune Teller made earlier in the term to remind you of weather vocabulary.

Have a go without the wordbank! You can then colour the pictures if you'd like to.

El tiempo - Vocabulario

Hace buen tiempo.	It's good weather.
Hace sol.	It's sunny.
Hace calor.	It's hot.
Hace mal tiempo.	It's bad weather.
Hace frio.	It's cold.
Hace viento.	It's windy.
Llueve.	It's raining.
Nieva.	It's snowing.

Felices vacaciones de verano! Happy Summer holiday!

Senora Vanieris

El tiempo



Mira la lista.

Completa las fichas.



Colorea los dibujos.

Lista

hace buen tiempo

hace sol

hace calor

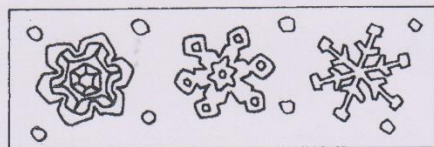
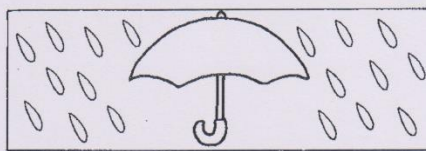

hace viento

hace frío

llueve

hace mal tiempo

nieva



Translation: The weather. Look at the list. Complete the cards.

Teachers' note: To make flashcards enlarge the sheet to A3 and copy it onto card. This activity presents weather phrases. The children should colour the cards after writing the correct phrase under each picture. Use the cards for games such as Snap! and Pairs. The children can test each other by hiding either the words or the picture and asking a partner to say or draw the missing part.

Developing Spanish
Libro Tres
© A & C BLACK