











Hi everyone, thank you for the pictures that we have received on dojo or the U.K./Austria site. We have been busy placing them in the children's 2Simple folders.

Everyone has been on a bug hunt before. Why not get outside in this lovely sunshine and see what's in the garden? If you don't have a garden, check under flower pots, behind stones and perhaps even in the garage?! We would love to see what minibeasts you find!

Minibeast Spotter Sheet

How many of each minibeast can you find? Write the number next to each minibeast.

				
Ant <input type="text"/>	Bee <input type="text"/>	Beetle <input type="text"/>	Butterfly <input type="text"/>	Caterpillar <input type="text"/>
				
Spider <input type="text"/>	Snail <input type="text"/>	Fly <input type="text"/>	Worm <input type="text"/>	Ladybird <input type="text"/>

www.kidspuzzlegames.co.uk


We have played 'Dragon's Den' and 'Picnic on Pluto' using letters from phase two and phase three. These games are excellent in helping our children to practice blending.



All the Jolly Phonics songs can be accessed via this link <https://vimeo.com/106231366>

Short oo sound.

Revisit the short oo sound introduced last week (as in; book, cook, look).



Today we are sending home a short book focusing on the oo sound for you to work through with your child. You could then chop up a piece of paper and make pop the oo words onto cards to make it into a game.

Maths

Small World activity –

Small world

Modelling and encouraging positional language as the children play in the small world. E.g. 'Where shall we put the horse?'

'We'll put it in the field behind the tree.'

'Where is the doll?' 'The doll is on the chair beside the window.'



Do you have a farm set, dolls house, train set or other small world play set? Choose which to use and set it up together. As your child plays, prompt them to describe where different elements of the set are. For example, "Where is the horse?", "Where are Thomas and Gordon?", "Where shall we put the baby?", Can you tell me where the tyrannosaurus rex is?" The possibilities are almost endless.

Please send us pictures of your child completing this activity, remember to include what they said (try and record this as accurately to their speech as you can). Remember, a good way to strengthen and extend their understanding and use of language is to model back to them as if clarifying what they are saying – for example they may say "the horse is behind the tree", you could extend this by responding "Yes, the horse is hiding behind the tree in the corner of the field."



It has been great looking through the pictures and comments sent in so far. We are adding these into their 2Simple Profiles each day so please keep them coming.

Next week we will be thinking about shapes, 2D and 3D, so please start collecting empty containers during this week so you are ready.