

Welcome to Ireland Class

2020-2021

Mrs Benson

Typical Ireland Class Time table

	8.40 8.45	8.45	9.00 10.30	10.30 10.45	10.45 12.15	12.15 1.00	1.00 2.55				
Mon	Register	Worship/Assembly	Maths	Break	English: Instructions Starter Spelling	Lunch	Intervention Group Reading	RE	Reciprocal Reading		
Tues			Maths		English: Instructions Starter Spelling		English: Guided Reading Starter Vocabulary	NZ: Computing			
Wed			NZ: Maths		English: Instructions Starter GPS		Intervention Group Reading	Topic Stone Age	Class Reader Stig of the Dump		
Thurs			IRE: Computing		PPA IRE: PE NZ: Spanish		PPA IRE: Spanish NZ: PE	Mental maths	Intervention Group Phonics	English: Instructions Starter Spelling	Science
Fri			Maths		English: Instructions Starter Spelling		Art	RHE			

Timetable continued

- ★ **P.E.** – the children will be doing P.E. on a Thursday each week. The Thursday outdoor games session will be taught by Mrs Burbidge who has returned to St Mary's following maternity leave.
- ★ Correct and seasonal kit is to be **in school at ALL times** please (girls please have removable earrings!)
- ★ PE Kit is a school logo T-shirt (or plain white T-Shirt), black/navy sports shorts, black or navy tracksuit bottoms. Trainers.
- ★ No kit should have fashion logos. Trainers suitable for PE. If your child is unable to tie their shoe-laces, please do not send them to school with trainers that need to be tied.

- ★ **Spellings** will be handed out on a **Monday** and tested on the following Monday. The children have been placed in spelling groups based on their spelling age prior to lockdown. We will have a test conducted at the beginning of this term which is a test every year group take and it can determine whereabouts the children are. The groups will be reviewed throughout the year. I have added a list of common exception words the children are expected to know by the end of Year 4, and a list of statutory words.

- ★ **Please hand Reading logs in every Monday.** I will leave them for 2 days, then they will be checked and returned to you for you to use. The children are expected to **read outside of school at least four times during the week** for 10 minutes and use their reading log to write comments about what they have been reading. Please try to add comments about new words they may have learned, or who their favourite character may have been instead of just page numbers. Rewards will be in place for children who regularly do this.

Timetable continued

★ **Mental Arithmetic – Times Tables**

There will be more of a focus on learning times tables and these will be tested throughout the week. If the curriculum remains unaltered, the children would normally be set a times tables test at the end of Year 4. This is known as the Multiplication Tables Check and has been implemented by the Department of Education. They will be tested on their times tables up to the 12 times tables. Focus is on quick recall. We are using TT Rockstars to help the children build their recall knowledge and confidence.

The children should have secured their 10, 5, 2, 3 and 4 times tables. I shall begin working on their 3s and move on from there. Hopefully by the end of the year they will know their 10, 5, 2, 3, 4 and 8 times tables leaving them enough time to continue to learn the remainder throughout Year 4.






Learning their times tables is key to their Maths. Please help as much as you can at home.

★ On a Thursday the children will be taught Spanish by Senorita Vanieris and P.E. by Mrs Burbidge.

★ Children are supported in class by Mrs Underwood, and occasionally by Mrs Shepherd on a Thursday and Friday. Both are experienced Teaching Assistants.

Homework

Homework this year is in the form of a 'homework grid'.

YEAR 5 HOMEWORK - AUTUMN TERM 2019 - THE STONE AGE						I AM GOING TO CHOOSE...
Literacy and Communication (YOU MUST DO AT LEAST TWO OF THESE EACH TERM)	Stories with familiar settings Write a book review of a story that has links to the Stone Age. This could be a book that we have read in class such as <i>Stone</i> or the <i>Dumper Man</i> or <i>Watch a Woolly Mammoth</i> or one that you have read on independently.	Reports/newspaper reports Imagine that a local farmer has recently discovered the tracks of a really mammoth whilst ploughing his field. Write a newspaper report about this discovery.	Information texts Find out some information on the Lascaux Cave paintings. <i>Copy</i> and write/type this in your own words. 	Poetry Write a poem about life during The Stone Age. This can either be: A performance/rag style poem. A narrative poem telling the story about a journey. An acrostic poem, e.g. STONE AGE This could be a list of words beginning with each letter, a sentence for each line or even a rhyme.	Play and dialogue Write a play/dialogue script for a Stone Age hunt for food. Think about animals and weapons that hunters may have used. Remember to set your work out clearly and include character names. You could even perform a section of your play script in class with a small group!	1. 2. 3. 4.
Maths and Problem Solving (YOU MUST DO AT LEAST ONE OF THESE EACH TERM) You will also be given homework to complete online using nhs.uk	Pick four different digits and write them down <i>1, 2, 3, 4</i> . Create a list of 2 digit numbers going from highest to lowest using only these 4 digits. Can you make all the possible 2 digit numbers from your digits? If you would like an extra challenge, write down the numbers in words.	Start with a 10p coin. Practice subtracting each coin of a lower value until you reach your answer <i>10p - 1p = 9p - 1p = 8p - 1p = 7p - 1p = 6p - 1p = 5p - 1p = 4p - 1p = 3p - 1p = 2p - 1p = 1p</i> Go up to a £5 note if you can. Remember to show how you worked the answer out.	Stone Age people did not understand numbers as we do. <i>1, 2, 3, 4, 5, 6, 7, 8, 9, 10, 11, 12, 13, 14, 15, 16, 17, 18, 19, 20, 21, 22, 23, 24, 25, 26, 27, 28, 29, 30, 31, 32, 33, 34, 35, 36, 37, 38, 39, 40, 41, 42, 43, 44, 45, 46, 47, 48, 49, 50, 51, 52, 53, 54, 55, 56, 57, 58, 59, 60, 61, 62, 63, 64, 65, 66, 67, 68, 69, 70, 71, 72, 73, 74, 75, 76, 77, 78, 79, 80, 81, 82, 83, 84, 85, 86, 87, 88, 89, 90, 91, 92, 93, 94, 95, 96, 97, 98, 99, 100</i> Have found these markings in cave that they think might be Stone Age counting. Can you come up with your own method of counting? You might want to create symbols to mean certain amounts. Will your system be able to do 10 or will your counting system work in another way? 		1. 2. 3. 4.	
Science and the outside environment (YOU MUST DO AT LEAST ONE OF THESE EACH TERM)	Make a collage out of rocks. You could arrange the rocks on the ground to make a picture and photograph to bring into school.	Find out about how fossils are formed. Show the information you have collected in a format of your choice. Do you have any fossils to share with the class?	Create a survey to find <i>60</i> How many different types of rock you can find in your local area. You could record your results in a tally sheet and display it a graph.	Create a grid about different types of rocks for the other children to try. 	Go to a local beach. Can you find any fossils on the beach? Take some pictures of them or bring them in. What can you spot in the fossil? How do you think it might have been formed?	1. 2.
Humanities and Citizenship (YOU MUST DO AT LEAST ONE OF THESE EACH TERM)	Research a town/city in the UK. Find out about its physical and human features: where it is located; if any products are/were made there and any interesting facts about the town/city.	Create a story board showing the Christian creation story. You could design your own story board template, showing 4, 6 or 8 scenes. An easy way of making one of these is to fold your piece of paper!	Learn the lyrics to the Spanish Anthem. Be prepared to sing it when you have learnt it! 	Imagine that you have been whisked back in time to Pre-historic Britain. You have been allowed to take one garden or one object from 2014. What or who would you take and how would you explain your choice? Imagine you are explaining your choice to <i>80</i>	During the Stone Age, people lived in caves. If you had to live in a cave what would you like it to look like and what would be in it? Be as creative and imaginative as you like! Maybe you could build your own 3D cave to bring in!	1. 2.

Ireland Class Routine

- ☆ **All children are expected to come into the classroom independently** at the start of day following the new entrance regulations as a result of COVID-19; and at the end of play and lunchtime **after the whistle has been blown**. They should **hang** their **coats**, and bags on their **designated pegs** in the cloakroom outside the classroom. Lunch boxes are placed on the cloakroom shelves and water bottles are placed in the designated box in the classroom. **Please make sure our children come to school with a water bottle daily.**
- ☆ The children are encouraged to have a piece of fruit or a cereal bar as a **healthy snack at break time. No crisps or chocolate.** Please note we are a **NUT FREE** school.
- ☆ During lesson input, the **children are given the opportunity to talk about their learning and share ideas** with each other. They are encouraged to share with as many children as possible.

Ireland Class Routine continued

★ The **children are sometimes placed in groups for Literacy and Maths** based on ability so that they can receive work that is differentiated to suit their needs.

These groups are not rigid and may change throughout the course of the year!

The children are given activities to help cement their learning. They are encouraged to work through the activities and progress onto the next level of work, meaning there should not be a ceiling to their learning.

Wellbeing

- ★ The new OFSTED framework released in September 2019 highlights children's physical and emotional well being as being at the top of their agenda. It is now a statutory requirement that we educate the children about relationships and health.
- ★ We will be having RHE lessons (Relationship and Health Education). The lessons will focus on the wellbeing of the children. We follow a scheme of work specifically designed for Year 3.
- ★ I will inform you in the termly newsletter of the areas we will be discussing in RHE.
- ★ Please do inform me of anything that you think may affect your child and their learning.

School Uniform

- ★ Please ensure that all of your child's **school uniform**, including PE kits and coats are **clearly labelled** with their name.
- ★ Children should be wearing **sensible black school shoes** (*no black trainers*) at all times.
- ★ Please note that school regulation is that children wear **navy or black hair bands, clips and bows**. Large, sparkly and floral hair accessories are not recommended to be worn to school.
- ★ **Hair longer than shoulder length is to be tied up** for safety and hygiene reasons.
- ★ Please also **remove nail polish and ensure sensible ear studs are worn**. Any long or large hooped earrings will be removed during school and returned at the end of the day. No other jewellery is permitted with the exception of a wrist watch.
- ★ Navy blue round neck (school) jumpers should be worn. **Hoodies** and **tracksuit** tops are **not acceptable** as school uniform.
- ★ We take pride in our appearance and like to encourage the children do so as well.

What to bring to school

- ★ **PE kits are to be left at school.** We will send them home at the end of the week for a good wash!
- ★ **Book bags/rucksacks.**
- ★ A current **reading book** will remain in school which, when finished, they can change for a new one from a selection of books in the school library.
- ★ **Lunch** – please ensure the children have items they can access themselves.
- ★ **Water bottle** – again, please ensure your children can open their own water bottles.
- ★ **Reading log** on a Monday to be returned on a Wednesday.
- ★ **Homework** – is to be completed weekly as usual and an account, photo emailed to me using the class email address.

Behaviour

- ★ We aim to follow the **St Mary's Golden Rules** at all times in Ireland class.
- ★ There is now a new school behaviour policy. Should the children continue to misbehave then we will speak with them immediately regarding their behaviour using restorative language. A discussion will be had as to why they are misbehaving and what they can do to make it better. The children will be given 15 minutes 'Time Out'. During this session they will make amends. A letter will be sent home to you explaining what has happened and a log made so we can track their behaviour. You are required to return a slip to the school to show you have received our letter.
- ★ We have also come up with our own Class charter which can be found on our window. This is where the children decide their own rules. For example, they have the right to an education, they have the right to be heard.
- ★ If children do not complete work in lesson times due to poor behaviour, or they hand in work that shows a lack of effort, they will be asked to finish it or do it again at break times.

Behaviour continued

- ☆ **Good behaviour** and work is rewarded with **team dojo points**. These are given for: good work, effort and displaying the Christian values to other children.
- ☆ **I will send out invitations to class dojo**, on which I will post work and photographs every so often so you can see what is happening in class.
- ☆ Any **urgent messages** to me should still go **via the School Office** as they will send me a note during the day.
- ☆ At the end of the week the child with the most dojo points will be awarded a **Dojo Champion Certificate**.
- ☆ We like to focus on **positive behaviour** and I will advise **Mrs Copus** or other members of our leadership team of special work and so your child will receive even more recognition!
- ☆ Every week I will decide on a **Star of the Week** – this may be awarded to a child who has worked consistently hard or who has been exceptional in following our Golden Rules or demonstrating one of our Christian values.

Health and Safety

- ☆ Please continue to follow the school's new guidelines in relation to **COVID-19**. It is vitally important you continue to remind your children to social distance from their friends (1 m) whilst in school, wash their hands, etc. We want to protect you and your families as much as we can.
- ☆ Please can you **check your child for head lice (nits)** on a weekly basis. Catching head lice is very common among young children and can be easily treated using products purchased from your local chemist!
- ☆ Ways to try to **avoid catching them** – **Tying back long hair** where possible. Should your child contract head lice it is recommended the whole family are treated to prevent them spreading.
- ☆ Girls **MUST** take **earrings out for P.E.** lessons and should have long hair tied back at all times. We as staff are not permitted to help children remove earrings. Should you be thinking about having your **child's ears pierced**, it is recommended you do this **over the summer holidays** so that they may be removed easily when they return to school in September.
- ☆ P.E. is part of the National Curriculum and ALL children must participate. A doctor's letter is required for exclusion from P.E.

Questions?

★ If there is anything that you are curious or concerned about, please feel free to contact me or make an appointment with the office and we can arrange to have a Zoom meeting.

- INSET day – Friday 23rd October
- Half Term – Monday 26th – Friday 30th October
- Parents' evening Zoom meetings – Tuesday 3rd November, Wednesday 4th November & Thursday 5th November
- Last day of term – Friday 18th December

Thank you for coming along this evening. It has been a pleasure to meet you.