Welcome to Sierra Leone Class

2025-2026

Miss Taylor

Our Topics

Autumn 1	Stone Age
Autumn 2	Flow
Spring 1	Predators and Prey
Spring 2	Urban Pioneers
Summer 1	Tremors
Summer 2	Romans

Typical Sierra Leone Class Timetable

Year 3 and 4 Sierra Leone Class – Week 4
W.C 22.09.25

	REGISTER 15 MINS MAX	20 MINS	9.00 – 9.45 OR 1HR	9.45-10.30 OR 15-30MINS	10.25-10.40	10.40 - 11.45 OR 1HR	11.45 12.15 OR 15-30MINS	12.15 - 1.00	1.00 - 2:00 OR 50-60MINS		2:00 – 2.45 OR 45MINS (15 Mins prep home 2.55)
MONDAY	SODA: Spellings	Class Worship	SWIMMING		B	SWIMMING	MATHS FLASH	L	HANDWRITING	Guided reading	RHE
TUESDAY	SODA: Flash Tables TA Precision teaching English 1:1 Reading		ENGLISH AR assessment		R	MATHS		U	HANDWRITING	HISTORY	CLASS READ
WEDNESDAY	SODA: Pobble TA Precision teaching English 1:1 Reading		ENGLISH		E	MATHS		N	HANDWRITING	SCIENCE	INDEPENDENT READING
THURSDAY	SODA: Quickulations TA Precision teaching English 1:1 Reading		MATHS		E	MUSIC Year 4 clarinet lesson 11.00-11.45 Year 3 Glockenspiel		N	HANDWRITING	ART	MATHS FLASH
FRIDAY	SODA: Spellings Ta precision teaching English 1:1 reading		PE WITH HB		K	SPANISH WITH JB		H	HANDWRITING	RE	COMPUTING

Curriculum

English –
1st half term: We will be writing our own stories based on the book the 'Stone Age Boy'.
2nd half term: We will be studying and analysing poetry about rivers, before writing our own pieces of poetry.

Maths –
1st half term:
- Place Value
- Addition and Subtraction

2nd half term:
- Addition and Subtraction
- Multiplication and Division

Science –
1st half term: We will be learning all about rocks. In our very first science lesson, we will be making igneous and sedimentary chocolate rocks!
2nd half term: During the second half term we will be learning about Forces and Magnets.

PE –
1st half term: We will be swimming every Monday. Mrs Burbidge will take the children for Hockey on a Friday morning.
2nd half term:
Dance will start in the hall, the day will be confirmed closer to the time. Mrs Burbidge will be teaching Netball.

Spanish –
The children will be taught Spanish each week by Miss Bell. During the Autumn term, they will cover: Greetings, saying how we're feeling, numbers up to 12, saying our age, naming colours and finding out about Christmas in Spain.

History –
1st half term:
Stone Age!
We will learn all about life during the Stone Age. We will explore this through our history lessons, as well as through a range of texts; including, 'The Stolen Spear'.

Geography –
2nd half term: Flow!
During the second half term, we will be learning about rivers. This will include how rivers are formed and why rivers are so important to us.

Art –
1st half term – We will be exploring warm and cool colours. We will also investigate cave paintings, using 'The First Drawing' as a stimulus.

D&T –
2nd half term – We will be making water wheels during our Design and Technology lessons.

RE –
1st half term: We will be learning about the Creation Story, followed by Dharma.
2nd half term: We will be investigative Incarnation.

Music –
1st half term: We will be learning a song called 'Let your Spirit Fly'.
2nd half term: We will be learning how to play the Glockenspiel.

Computing –
1st half term: We will be learning about how to be safe online.

2nd half term: We will be revisiting and extending our understanding of Coding.

RHE –
1st half term: We will be learning about medicinal drugs and tobacco.
2nd half term: We will be learning about bullying.
Please note that all RHE lessons follow our curriculum and are age appropriate

Routines

Times Tables	Spellings	Reading Logs
We will be testing the children each week on their understanding and will also be participating in daily Maths fluency lessons, called Maths Flash. There are lots of ways to practise times tables at home. • TT Rockstars. • Online games – Bowling, Angry Andy must have Candy, Caterpillar Carnage	Spellings will be handed out on a Thursday and will be tested the following Thursday. All spellings are adapted to suit the need of each individual child, providing familiarity and challenge.	Reading logs will be collected in and checked every day. Children must be reading at least 3 times a week. Dojos will be awarded for children who are reading at home. Please ensure that reading is recorded in logs. Your child can write it in themselves if they wish.



Routines

Water Bottle	Snack	Homework
Please ensure that your child has their water bottle with them each day.	Please ensure that your child comes to school with a healthy snack. This could be a piece of fruit or cereal bar. Please also note that we are a nut-free school.	The homework grid will be available through Google Classroom. I have also sent out a hard copy. Please submit your child's learning through GC or through the class email: sl@stmarysprimarypulborough.co.uk

Homework

Topic	YEAR 3 and 4 HOMEWORK – 1ST HALF AUTUMN TERM 2025 – THE STONE AGE				
English and Communication (YOU MUST DO AT LEAST TWO OF THESE EACH TOPIC)	**Persuasive writing** Design a Stone Age village and write a paragraph persuading me why I should visit.	**Persuasive writing** Battle of the Beasts Choose two Stone Age animals, such as a Woolly Mammoth and a Sabre Tooth Tiger. Write a paragraph using persuasive language to convince me which one would win in a battle and why.	**Research** Find out some information on the Lascaux Cave paintings in France and write/type this in your own words. 	**Settings** 	Write a description of this setting. How many exciting sentence openers can you generate in your description? Think about the effect you are trying to create with your language choices.
Maths and Problem Solving (YOU MUST DO AT LEAST TWO OF THESE EACH TOPIC)	Pick four different digits and write them down eg. 5,2,7,4. Create a list of 3 digit numbers going from highest to lowest using only those 4 digits. Can you make all the possible 3 digit numbers from your digits? If you would like an extra challenge, write down the numbers in words.		Have a go at some of the BBC Super movers times table dances. https://www.bbc.co.uk/teach/supermovers/times-table-collection/z4vv6v4	Create your own Maths board game using addition and subtraction questions. Can you theme it around the Stone Age? 	TT Rockstars – How quickly can you answer your questions? Who will be the first to become a Rock Hero?
Science and the outside environment (YOU MUST DO AT LEAST ONE OF THESE EACH TOPIC)	Make a collage out of rocks. You could arrange the rocks on the ground to make a picture and photograph to email into school.	Find out about how fossils are formed. Share the information you have collected in a format of your choice. Do you have any pictures of fossils to share with the class?		Create an informative poster about how the different types of rocks are made. Remember to include sedimentary, igneous and metamorphic.	Go to a local beach. Can you find any fossils on the beach? Take some pictures of them or bring them in. What can you spot in the fossil? How do you think it might have been formed?
Humanities and Citizenship (YOU MUST DO AT LEAST ONE OF THESE EACH TOPIC)	Imagine an archaeologist is digging up your garden in a 1,000 years from now. What would you want them to discover. Create your own time capsule placing in it objects that represent you and your life. Take a picture to show us what you have chosen. 	Create a story board showing the Christian creation story. You could design your own story board template, choosing 4, 6 or 8 boxes. An easy way of making one of these is to fold your piece of paper!	Learn the lyrics to Twinkle Twinkle Little Star in Spanish. Be prepared to sing it when you have learnt it! 	Imagine that you have been whisked back in time to Pre-historic Britain. You have been allowed to take one person or one object. What or who would you take and how would you explain your choice?	During the Stone Age, people lived in caves. If you had to live in a cave what would you like it to look like and what would be in it? Be as creative and imaginative as you like! Maybe you could build your own 3D cave!

Behaviour

Positive behaviour management			
Lots of praise! Verbal and rewards - dojos and stickers.	End of week certificates - Dojo champion Star of the week	Badges - Bronze, Silver and Gold.	Head teacher awards Recognition in newsletter - vine leaves

Behaviour continued

Behaviour management			
We must follow our Golden Rules. These are up in the classroom and are often referred to.	If your child does not follow the Golden Rules, they will lose minutes from their break or lunch time.	This will result in a conversation with me in person or over the phone.	If your child continues to not follow the Golden Rules, there will be a meeting with me and a member of the Senior Leadership Team.

Toys vs concentration tools

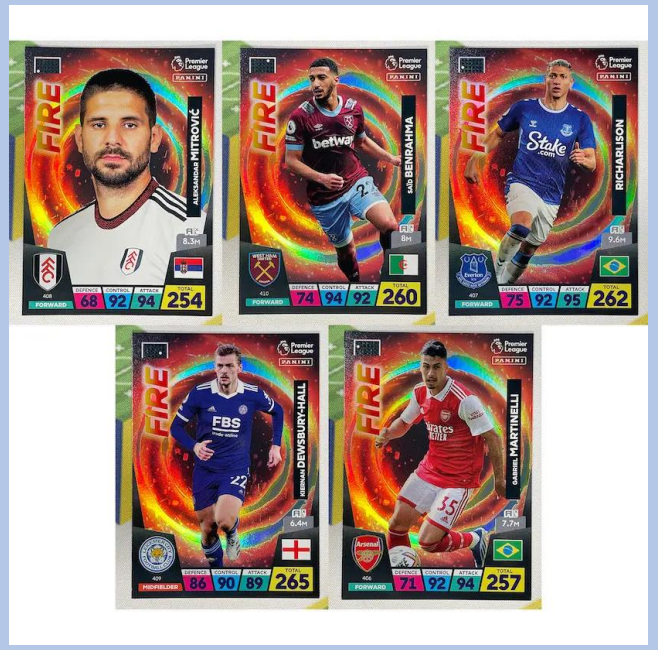



School Uniform

Please make sure that your child's school uniform is clearly labelled.

Uniform must follow the school's policy.

Earrings must be removed for PE lessons. (unless you have emailed a disclaimer)

MTC Multiplication check- Year 4 only

As part of our teacher assessments for this year, the Year 4 children will be sitting the Multiplication Tables Check which will see how well they know their Times Tables. There are some websites that have been uploaded onto Google Classroom for the children to practice with. We will be practising using TT Rockstars, the practice Multiplication Test Check and a weekly times tables test.

Under the National Curriculum primary school children are expected to know up to their 12 times tables by the end of Year 4. We have been preparing students to know their times tables by the end of Year 4 for quite some time now with our weekly Times Tables tests and opportunities to use TT Rockstars.

MTC Multiplication check- Year 4 only

The check itself:

- will take place in the first three weeks after the May half term.
- will be online using a tablet.
- will take no longer than 5 minutes.
- will feature 25 questions and children will have 6 seconds to answer each question with a 3 second rest period between each question.
- does not contain any problem solving and will involve questions in the format of '3 x 4 = ? and 5 x 6 = ?'

MTC Multiplication check- Year 4 only

Practise at Home: Because Maths is such a big subject, and we will of course continue to teach the full curriculum, we will need your continued support to help practise the times tables with your children. Some easy ways to do this include:

- asking questions such as “What’s 7 x 8?”
- reciting Times Tables by rote (4 times 1 is 4, 4 times 2 is 8, etc)
- using apps and games (see below about a resource your student has access to)
- TTRockstars
- Mathsframe
- The practice version of the test so that they can become familiar with it.

Key dates and Questions?

Important dates for Sierra Leone class:

September	October	November	December
5th – School starts 19th – Non-uniform day for Harvest 26th – Harvest Eucharist 30th – Meet the teacher	17th – School Photos 21st – Forest School 21st Parents Evening 22nd – Parents Evening 24th – Church Visit 27th–31st – Half term	3rd INSET DAY 6th- Sierra Leone class assembly 11th–Rememberance service 28th– Christingle and advent eucharist W.C.	17th – School disco 18th– Pantomime and Chartwells Christmas lunch 19th – Eucharist 19th – Class Party (Christmas jumpers to be worn)