



'Meet the Teacher'
Good afternoon and
welcome to India
Class!

Miss Sleat



India Class Timetable

- PE will be on a Wednesday and Friday every week, but please ensure PE kit is in school on the first day of term and it will be sent home on the last day.
- Phonics/ Spelling Patterns will be on Google Classroom and will be sent home every week for a spelling quiz on the following Monday - starting from next week
- Homework this term is a grid that the children can choose from. Please could the children complete one piece of homework each week. If you can photograph or scan the children's homework tasks and email them to the class email address, this would be fantastic.
- The timetable is flexible and will change each week depending on what we need to focus on.



Topic	Task	Task	Task	Task
Maths	1. Draw a number line from 0 to 10. Label each number. 2. Draw a number line from 0 to 10. Label each number. 3. Draw a number line from 0 to 10. Label each number. 4. Draw a number line from 0 to 10. Label each number. 5. Draw a number line from 0 to 10. Label each number.	1. Draw a number line from 0 to 10. Label each number. 2. Draw a number line from 0 to 10. Label each number. 3. Draw a number line from 0 to 10. Label each number. 4. Draw a number line from 0 to 10. Label each number. 5. Draw a number line from 0 to 10. Label each number.	1. Draw a number line from 0 to 10. Label each number. 2. Draw a number line from 0 to 10. Label each number. 3. Draw a number line from 0 to 10. Label each number. 4. Draw a number line from 0 to 10. Label each number. 5. Draw a number line from 0 to 10. Label each number.	1. Draw a number line from 0 to 10. Label each number. 2. Draw a number line from 0 to 10. Label each number. 3. Draw a number line from 0 to 10. Label each number. 4. Draw a number line from 0 to 10. Label each number. 5. Draw a number line from 0 to 10. Label each number.
English	1. Write a story about a superhero. 2. Write a story about a superhero. 3. Write a story about a superhero. 4. Write a story about a superhero. 5. Write a story about a superhero.	1. Write a story about a superhero. 2. Write a story about a superhero. 3. Write a story about a superhero. 4. Write a story about a superhero. 5. Write a story about a superhero.	1. Write a story about a superhero. 2. Write a story about a superhero. 3. Write a story about a superhero. 4. Write a story about a superhero. 5. Write a story about a superhero.	1. Write a story about a superhero. 2. Write a story about a superhero. 3. Write a story about a superhero. 4. Write a story about a superhero. 5. Write a story about a superhero.
Science	1. Draw a picture of a plant. 2. Draw a picture of a plant. 3. Draw a picture of a plant. 4. Draw a picture of a plant. 5. Draw a picture of a plant.	1. Draw a picture of a plant. 2. Draw a picture of a plant. 3. Draw a picture of a plant. 4. Draw a picture of a plant. 5. Draw a picture of a plant.	1. Draw a picture of a plant. 2. Draw a picture of a plant. 3. Draw a picture of a plant. 4. Draw a picture of a plant. 5. Draw a picture of a plant.	1. Draw a picture of a plant. 2. Draw a picture of a plant. 3. Draw a picture of a plant. 4. Draw a picture of a plant. 5. Draw a picture of a plant.
Art	1. Draw a picture of a flower. 2. Draw a picture of a flower. 3. Draw a picture of a flower. 4. Draw a picture of a flower. 5. Draw a picture of a flower.	1. Draw a picture of a flower. 2. Draw a picture of a flower. 3. Draw a picture of a flower. 4. Draw a picture of a flower. 5. Draw a picture of a flower.	1. Draw a picture of a flower. 2. Draw a picture of a flower. 3. Draw a picture of a flower. 4. Draw a picture of a flower. 5. Draw a picture of a flower.	1. Draw a picture of a flower. 2. Draw a picture of a flower. 3. Draw a picture of a flower. 4. Draw a picture of a flower. 5. Draw a picture of a flower.
Music	1. Draw a picture of a musical instrument. 2. Draw a picture of a musical instrument. 3. Draw a picture of a musical instrument. 4. Draw a picture of a musical instrument. 5. Draw a picture of a musical instrument.	1. Draw a picture of a musical instrument. 2. Draw a picture of a musical instrument. 3. Draw a picture of a musical instrument. 4. Draw a picture of a musical instrument. 5. Draw a picture of a musical instrument.	1. Draw a picture of a musical instrument. 2. Draw a picture of a musical instrument. 3. Draw a picture of a musical instrument. 4. Draw a picture of a musical instrument. 5. Draw a picture of a musical instrument.	1. Draw a picture of a musical instrument. 2. Draw a picture of a musical instrument. 3. Draw a picture of a musical instrument. 4. Draw a picture of a musical instrument. 5. Draw a picture of a musical instrument.
History	1. Draw a picture of a historical event. 2. Draw a picture of a historical event. 3. Draw a picture of a historical event. 4. Draw a picture of a historical event. 5. Draw a picture of a historical event.	1. Draw a picture of a historical event. 2. Draw a picture of a historical event. 3. Draw a picture of a historical event. 4. Draw a picture of a historical event. 5. Draw a picture of a historical event.	1. Draw a picture of a historical event. 2. Draw a picture of a historical event. 3. Draw a picture of a historical event. 4. Draw a picture of a historical event. 5. Draw a picture of a historical event.	1. Draw a picture of a historical event. 2. Draw a picture of a historical event. 3. Draw a picture of a historical event. 4. Draw a picture of a historical event. 5. Draw a picture of a historical event.
Geography	1. Draw a picture of a geographical feature. 2. Draw a picture of a geographical feature. 3. Draw a picture of a geographical feature. 4. Draw a picture of a geographical feature. 5. Draw a picture of a geographical feature.	1. Draw a picture of a geographical feature. 2. Draw a picture of a geographical feature. 3. Draw a picture of a geographical feature. 4. Draw a picture of a geographical feature. 5. Draw a picture of a geographical feature.	1. Draw a picture of a geographical feature. 2. Draw a picture of a geographical feature. 3. Draw a picture of a geographical feature. 4. Draw a picture of a geographical feature. 5. Draw a picture of a geographical feature.	1. Draw a picture of a geographical feature. 2. Draw a picture of a geographical feature. 3. Draw a picture of a geographical feature. 4. Draw a picture of a geographical feature. 5. Draw a picture of a geographical feature.





Class teacher: Miss Sleat
Email: india@stmarysprimarypulborough.co.uk



English

- Narrative story writing
- Non-chronological reports
- Instructions
- Descriptions
- Recounts

RE Incarnation

Children will know:

- Why was Jesus given the name Saviour?

Judaism

RHE

- Zones of Regulation
- Physical Health and Wellbeing - What Keeps Me Healthy?
- Mental health and emotional wellbeing - friendship

History

- Learning about events beyond living memory
- Learning about the lives of significant individuals in the past who have contributed to national and international achievements
- Significant historical events
- Significant historical events, people and places within the local area

Geography

- Use basic geographical vocabulary to refer to key physical features including beach, cliff, coast, ocean, soil etc.
- Use simple fieldwork to study the geography of the school

Key Texts

- Where the Wild Things Are
- Tom and the island of Dinosaurs by Ian Beck
- The secret sky garden by Linda Sarah
- Matilda
- The Twits

Maths

- Place Value - up to 100
- Addition and Subtraction - with 2 digit numbers
- Geometry - shape

YEAR 1/2 - India Autumn Term Newsletter Dinosaur Planet/ Sensational Senses

Important dates:

- Meet the Teacher - Tuesday 30th September @ 3.30pm
- Harvest Eucharist - bring a gift - 3rd Oct
- Class assembly - 16th October at 9am
- Individual School photos 17th October
- Flu vaccinations 20th October
- Visit to Church 7th November
- Parents' Evenings 21st and 23rd Oct
- Inset Day 3rd November
- Nativity 10th and 11th December
- KS1 Disco 17th December
- Christmas jumper day 19th December

Computing

- Coding: Unit
- Online Safety

PARENTS HELPING

- Reading, forest schools, village walks, trips etc, please contact the Office to book a DBS

Science Animals including humans

- animals, including humans, have offspring which grow into adults
- describe the basic needs of animals, including humans, for survival
- Describe the importance for humans of exercise, eating the right amounts of different types of food, and hygiene
- Identify and name a variety of common animals
- Identify and name a variety of animals that are carnivores, herbivores and omnivores

Working scientifically.

Music

- Use their voices expressively and creatively by singing songs and speaking chants and rhymes
- Listening and Responding to Music using appropriate language
- Developing Performance Awareness and Skills, and Building the Foundations of Musical Language

Art/DT

Close observational drawing and 3D model of a dinosaur eye.

- Develop a wide range of art and design techniques

PE

- Physical development, games and dance on a Wednesday and Friday

**please remember to bring correct kit at the beginning of the term and it will be returned home at half term and no jewellery.

General reminders

- Nut free school
- Water bottle daily named
- Book bags in daily
- Reading logs in daily
- Please make sure everything is named



India Class Timetable



- Each week we will be having a lesson on Relationship and Health Education (RHE) These lessons are compulsory and must be taught once a week. They will be learning about parts of the body and will know the names of different parts by the end of the year. Year 1 will be going into Thailand class so they will not repeat the RHE curriculum in Year 2.



India class - Reading



- I will check reading logs every day and they will be stamped. I will give 1 dojo for each time that they read.
- Targets or questions written
- Top 5 readers.
- I will hear every child read once a week during our *Guided Reading* sessions.
- In the comments section please leave comments sharing anything that your child has struggled with and highlighting what they have done well.
- Reading VIPERS book mark - ask your child any of the questions to deepen their understanding of what they have read. Please do write any direct quotes.
- Reading books - To read with fluency, your child should be able to read 9/10 words. They need to read their book at least 3 times.
- Back of Reading Records.



End of Year 1 Expectations.

Reading

- Identify which words appear again and again.
- Recognise and join in with predictable phrases.
- Relate reading to own experiences.
- Re-read if reading does not make sense.
- Re-tell with considerable accuracy.
- Discuss significance of title and events.
- Make predictions on basis of what has been read.
- Make inferences on basis of what is being said and done.
- Read aloud with pace and expression, i.e. pause at full stop; raise voice for question.
- Recognise:
 - capital letters
 - full stops
 - question marks
 - exclamation marks
 - ellipsis
- Know why the writer has used the above punctuation in a text.
- Know difference between fiction and non-fiction texts.

Writing

- Write clearly demarcated sentences.
- Use 'and' to join ideas.
- Use conjunctions to join sentences (e.g. so, but).
- Use standard forms of verbs, e.g. go/went.
- Introduce use of:
 - capital letters
 - full stops
 - question marks
 - exclamation marks
- Use capital letters for names and personal pronoun 'I'.
- Write a sequence of sentences to form a short narrative *[as introduction to paragraphs]*.
- Use correct formation of lower case – finishing in right place.
- Use correct formation of capital letters.
- Use correct formation of digits.



End of Year 1 Expectations.

Mathematics

- Count to and across 100, forwards & backwards from any number.
- Read and write numbers to 20 in numerals & words.
- Read and write numbers to 100 in numerals.
- Say 1 more/1 less to 100.
- Count in multiples of 2, 5 & 10.
- Use bonds and subtraction facts to 20.
- Add & subtract 1 digit & 2 digit numbers to 20, including zero.
- Solve one-step multiplication and division using objects, pictorial representation and arrays.
- Recognise half and quarter of object, shape or quantity.
- Sequence events in chronological order.
- Use language of day, week, month and year.
- Tell time to hour & half past.



End of Year 2 Expectations.

Reading

- Secure with year group phonic expectations.
- Recognise simple recurring literary language.
- Read ahead to help with fluency and expression.
- Comment on plot, setting & characters in familiar & unfamiliar stories.
- Recount main themes and events.
- Comment on structure of the text.
- Use commas, question marks and exclamation marks to vary expression.
- Read aloud with expression and intonation.
- Recognise:
 - commas in lists
 - apostrophe of omission and possession (singular noun)
- Identify past/present tense and why the writer has used a tense.
- Use content and index to locate information.

Writing

- Write different kinds of sentence: statement, question, exclamation, command.
- Use expanded noun phrases to add description and specification.
- Write using subordination (when, if, that, because) and co-ordination (or, and, but).
- Correct and consistent use of present tense & past tense.
- Correct use of verb tenses.
- Write with correct and consistent use of:
 - capital letters
 - full stops
 - question marks
 - exclamation marks
- Use commas in a list.
- Use apostrophe to mark omission and singular possession in nouns.
- Write under headings.
- Write lower case letters correct size relative to one another.
- Show evidence of diagonal and horizontal strokes to join handwriting.




End of Year 2 Expectations.

Mathematics

- Compare and order numbers up to 100 and use $<$ $>$ $=$.
- Read and write all numbers to 100 in digits & words.
- Say 10 more/less than any number to 100.
- Count in steps of 2, 3 & 5 from zero and in 10s from any number (forwards and backwards).
- Recall and use multiplication & division facts for 2, 5 & 10 tables.
- Recall and use $+/-$ facts to 20.
- Derive and use related facts to 100.
- Recognise place value of any 2-digit number.
- Add & subtract:
 - 2-digit nos & ones
 - 2-digit nos & tens
 - Two 2-digit nos
 - Three 1-digit nos
- Recognise and use inverse $(+/-)$.
- Calculate and write multiplication & division calculations using multiplication tables.
- Recognise, find, name and write $1/3$; $1/4$; $2/4$; $3/4$.
- Write and recognise equivalence of simple fractions.
- Tell time to five minutes, including quarter past/to.




India Class Numbots and TTRockstars



- By the end of Year 2, children need to know at least their 2, 5 and 10 multiplication and division facts - once these are mastered they will move onto 3, 4, 6 and 8.
- Number bonds to 100
- TTRockstars and Numbots logins are at the back of Reading Records - any problems please come and see or email me.
- Please can children practise at home so these are embedded.



Handwriting



- As a school we have been developing our cursive handwriting policy, which has both lead ins and lead outs. We will practise handwriting every day after lunch.

a b c d e f



SCHOOL UNIFORM



- Please make sure it is labelled. If you notice the name is starting to wear off, please could you re-write it in so we know who items belong to.
- Please make sure it follows school policy.




BEHAVIOUR

- Good behaviour, including good listening, is rewarded with dojo points. If a child reaches a weekly target 5 times in the year, they will receive a bronze badge. If they reach the target 15 times, they will receive a silver badge. If they reach the target 25 times they will receive a gold badge. The target is 20 dojos.
- Every week we will decide on a Star of the Week - this may be awarded to a child who has worked consistently hard or who has been exceptional in following our Golden Rules or demonstrating one of our Christian values.
- Class charter
- Behaviour policy




WHAT TO BRING TO SCHOOL



- PE kits should be left at school.
- Water bottle -named where possible.
- Reading records and reading books
- Snack
- Coat
- We are a NUT-FREE School.



Dates to Remember




Individual school photos - Friday 17th October 2025

Church visit - 7th November - any volunteers?

Inset Day - 3rd November 2025

Parents' Evenings - 21st- 23rd October -
3.30 - 6.00pm in school





ANY QUESTIONS?

- If there is anything that you are curious or concerned about, please do come and see me after school any day of the week. Or send me an email
- india@stmarysprimarypulborough.co.uk.
(We no longer communicate through class dojo.)
- Thank you for coming! 😊

