




Topic	Year 5 Homework Grid - Summer 2025 - Titanic/Below the Waves			I AM GOING TO CHOOSE...
<b>Literacy and Communication</b>  <b>(YOU MUST DO AT LEAST TWO OF THESE DURING THIS HALF TERM)</b>	<b>Sea Creature Narrative</b> Write a narrative story including dialogue between two sea animals. Remember to make sure that the dialogue does the following: <ul style="list-style-type: none"> <li>- Advances the action</li> <li>- Develops the characters</li> <li>- Creates tension</li> </ul> <a href="https://www.bbc.co.uk/bitesize/articles/ztcp97h">https://www.bbc.co.uk/bitesize/articles/ztcp97h</a> 	<b>Dictionary Definitions</b> Use a dictionary to help you write definitions for the topic related words lists: adaptations, aquatic, ocean, oceanography, pollution, sea and species. You could also come up with your own key words.	<b>Diary entry</b> Write a diary entry from the perspective of either Jimmy or Omar from our class reader Survivor: Titanic. You might want to write about their experiences of sneaking into the gymnasium, finding the 'Dragon's Blood' or looking down on the Grand staircase.	1.
				2.
				3.
<b>Maths and Problem-solving</b>  <b>(YOU MUST DO AT LEAST TWO OF THESE DURING THIS HALF TERM)</b>	<b>Titanic Safety</b> Research how many people could fit on a lifeboat from the Titanic. Use this information to calculate how many lifeboats should have been aboard the Titanic. 	<b>ONLINE LEARNING</b> Explore the BBC Bitesize website to consolidate your understanding of the topics we have covered in class this year: <a href="https://www.bbc.co.uk/bitesize/topics/znwj6sg/articles/zxthnbnk">https://www.bbc.co.uk/bitesize/topics/znwj6sg/articles/zxthnbnk</a> Negative numbers, decimals, factors and common factors are useful areas to target.	<b>MATHS WITH A MOUSE!</b> Explore the following new website and complete some of the interactive games to embed key skills. The website includes sections for Year 6 SATs revision, mental maths and times tables - and more! <a href="https://www.mathswithamouse.co.uk/">https://www.mathswithamouse.co.uk/</a>	1.
				2.
				3.
<b>Science and the outside environment</b>  <b>(YOU MUST DO AT LEAST ONE OF THESE DURING THIS HALF TERM)</b>	<b>Food Chains</b> Marine species rely on each other as a food source. Answer the questions, then draw some marine food chains. <ul style="list-style-type: none"> <li>• What is a food chain?</li> <li>• What is the producer in a food chain?</li> <li>• What is the consumer in a food chain?</li> <li>• What are a predator and prey? Give some examples.</li> </ul>	<b>Marine Habitats</b> A combination of global warming, pollution, over-fishing, and coastal development is destroying many marine habitats. Use your research skills to read about these factors and their effects on the world's oceans, marine life and coastal areas. You could present your findings as a poster or PowerPoint.	<b>Adaptation and Survival</b> Find out about unusual marine animals, such as the deep-sea angler fish, the gulper eel or the Greenland shark. Draw sketches of the animals that interest you and write a short paragraph to explain the adaptations that help them survive in a particular ocean or ocean zone.	1.
				2.
<b>Humanities and Art</b> <b>(YOU MUST DO AT LEAST ONE OF THESE DURING THIS HALF TERM)</b>	<b>Ship's Biscuits</b> Ship's biscuits were always taken on long sea journeys in the past. Can you bake some biscuits? 	<b>Titanic</b> Can you build a model of the Titanic and bring it in to school? Models in the past have been made out of Lego, cardboard, wood and recycled materials.	<b>Ocean Art</b> Look at marine artwork by artists, such as Amber Marine, Jenny Berry and Michael Hoffman. Choose an artist whose work you like and use their style as inspiration for creating a marine-inspired artwork. Consider elements of shape, line, pattern and colour when creating your piece.	1.
				2.